

## APPLICATION OF ICT IN BGS INSTITUTE TECHNOLOGY CENTRAL LIBRARY: A CASE STUDY

Shivakumaraswamy, K.N.\*

Dr. B.K. Narendra\*\*

### **Abstract:**

The present study focuses on Information Communication Technology at B G S Institute of Technology Central Library. College library is providing various information and communication technology (ICT) services for library users. This study is the evaluation of user's attitude, satisfaction and awareness and utilization of ICT based services among library users. The tools for collecting data will be through questionnaire method, after collection data was analyzed and interrelated and output result has been given in this study.

**Keywords:** ICT; BGSIT Library; Information; Communication; Technology.

\* Librarian, B G S Institute of Technology, B.G.Ngara-571448. Karnataka

\*\* Principal, B G S Institute of Technology, B.G.Ngara-571448. Karnataka

## 1. INTRODUCTION

ICT is an umbrella term that includes any communication device or application, encompassing: radio, television, cellular phones, computer and network hardware and software, satellite systems and so on, as well as the various services and applications associated with them, such as videoconferencing and distance learning. ICT has a phenomenal growth in last few years. According to Online Dictionary for Library and Information Science (ODLIS) "A scenario-based test under development by the Educational Testing Service (ETS) to measure a student's cognitive and technical ability to find and evaluate information on the Internet. Because computer skills are a fundamental predictor of how well a student is prepared to handle college-level studies, one of the primary goals of the ICT test is to identify at-risk students before they enter college. Institutions of higher education may also use the test to improve retention by weeding out applicants who are unprepared". ICT is also used in improving productivity and efficiency of library services effectively. Due to information explosion there is a great need to apply ICT to process, retrieve and disseminate information easily and quickly from anywhere anytime. ICT can be used in libraries for the development of new information services and computerization of library services.

## 2. B G S INSTITUTE OF TECHNOLOGY

B G S Institute of Technology was started in the year 2005 with the objective of rendering, blended with spiritualism to the people of Karnataka and the NRI community of the world under the stewardship of the pontiff of Sri Adichunchanagiri Mutt Jagadguru Padma Bhushana Dr. Sri Sri Sri Balagangadharanatha Swamiji who is also the founder President of the trust. The trust is currently running more than 450 educational & charitable institutions in Karnataka including Medical College & associated Hospital's (AH&RC) B.Sc Nursing College, General Nursing School, Pharmacy college & 4 Engineering Colleges and many more educational institutions in Karnataka, Tamilnadu, New Delhi etc.

### 3. B G S I T CENTRAL LIBRARY

B G S Institute of Technology Central Library is computerized and good stocked on the subject. The intake of books in to the stack is a regular feature of the library and no important title related to the courses of study is missed. In addition to the course books library houses all important reference sources like encyclopedias, dictionaries, handbooks and Manuals, Statistics, and Yearbooks. The collection ranges from general to subject specific sources. The library subscribes VTU consortium, national and international subject journals, magazines of current interest along with national and regional dailies to keep the students abreast with the day to day happenings in the world and their fields of study. The library is tastefully furnished and it can seat 200 students at a time in its spacious reading halls. The peaceful atmosphere in the library with rows of neatly stacked books plays a major role in attracting the students to the library for serious study and supplementing their class notes.

### 4. OBJECTIVES

1. To find out IT based resources in library
2. To know level of user satisfaction in library
3. To find out user awareness about library
4. To find out users constraints in acquiring ICT skills

### 5. METHODOLOGY

To complete the present study a questionnaire was prepared and distributed to 90 respondents as per the objective. The filled questionnaire has been collected back from the respondents to for analysis, Tabulation and Interpretation. The collected data analyzed classified, tabulated with help of charts and percentages.

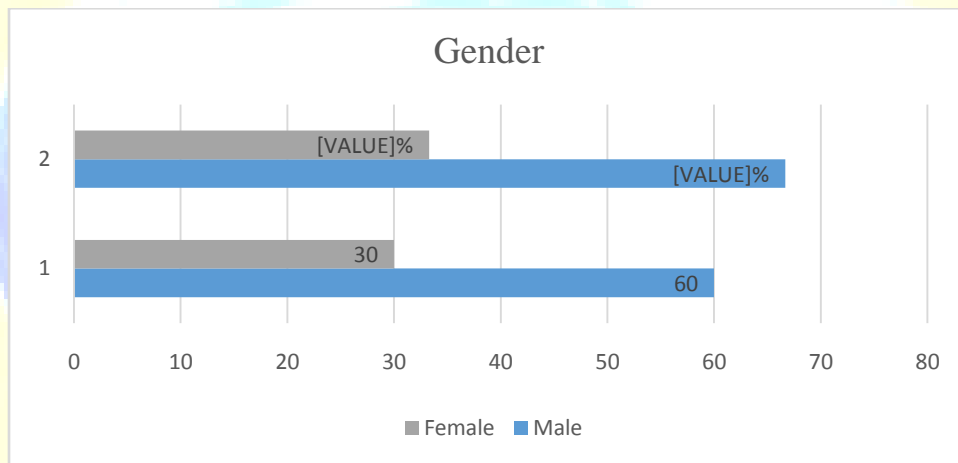
### 6. ANALYSIS AND INTERPRETATION OF DATA

#### 6.1.1. Gender Wise Status of B G S I T Central Library Users

The gender wise status of B G S I T central library users is shown in table 6.1.1 It may be seen from the table that majority of the respondents numbering 60(66.67%) are male and the remaining 30 (33.3%) are female respondents.

**Table 6.1.1**  
**Gender Wise Breakup of B G S I T Central Library Users**

S/N	Gender	No. of Responses	Percentage
1	Male	60	66.67
2	Female	30	33.3
<b>Total</b>		90	100.0



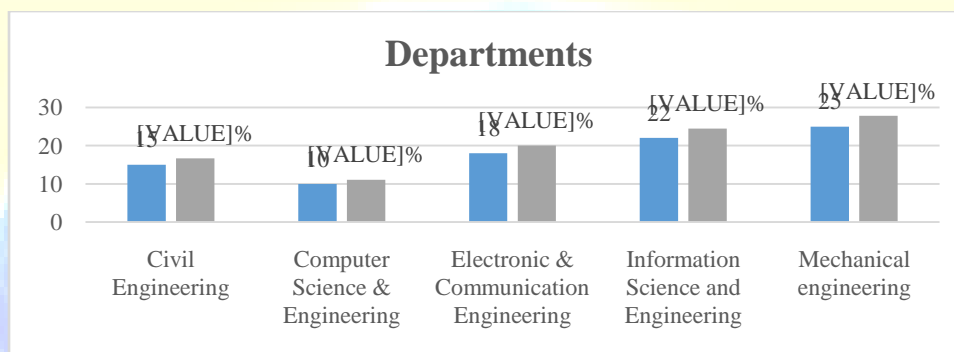
**Figure 2: Gender Wise Breakup of BGSIT Users**

### 6.1.2. Departments Wise B G S I T Central Library Users

Department wise of the engineering college respondents is presented in table 6.1.2. The table shows that, of the 90 respondents, nearly 195 (25.5%) users are Electronic & Communication Engineering. Where 175 respondents are Computer Science & Engineering branch representing 23.0 percent. About 144 (18.9%) respondents have come under Civil Engineering; 124 (16.3%) users are Mechanical engineering, a few 29 (3.8%) respondents are Information Science and Engineering, and 6 engineering college users representing .8 percent of Instrumentation Technology branch and finally 2(.3%) of users are Automobile Engineering.

**Table 6.1.2**  
**Departments Wise B G S I T Central Library (MRECL) Users**

S/N	Departments	No. of Responses	Percentage
1	Civil Engineering	15	16.67
2	Computer Science & Engineering	10	11.1
3	Electronic & Communication Engineering	18	20.0
4	Information Science and Engineering	22	24.44
5	Mechanical engineering	25	27.79
<b>Total</b>		<b>90</b>	<b>100</b>



**Figure 2: Department Wise of Breakup of BGSIT Users**

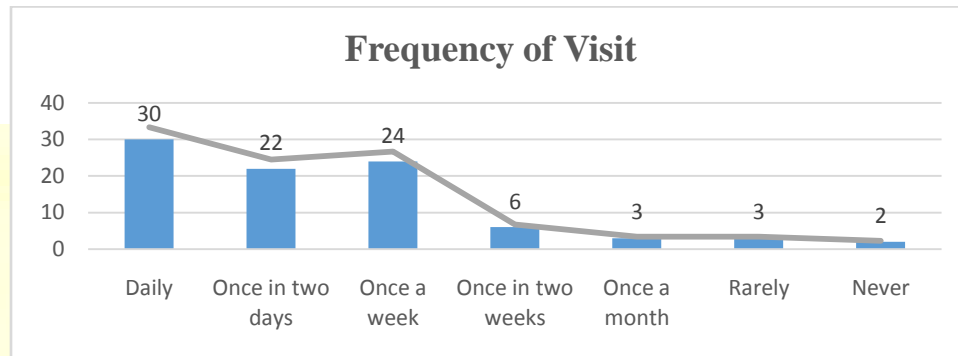
### 6.1.3. Frequency of Visit to the Library by B G S I T Central Library Users

The frequency of visit to the library by the Mysore Region Engineering College Library (MRECL) users is given in table 6.2.1. The table reveals that 210(27.6%) respondents visit the library once a week. About 192(25.3%) respondents visit the library once in two days. Nearly 189(24.9%) respondents visit library daily. Only 78(10.3%) engineering college users visit library once in two weeks. It is followed by rarely representing 49(6.4%), once a month 32(4.2%) and 10 respondents never visit library scoring 1.3 percent.

**Table 6.1.3**  
**Frequency of visit to the Library by B G S I T Central Library Users**

S/N	How often do you visit your library	Number of Responses	Percentage
1	Daily	30	33.33
2	Once in two days	22	24.44
3	Once a week	24	26.68
4	Once in two weeks	6	6.67

5	Once a month	3	3.33
6	Rarely	3	3.33
7	Never	2	2.22
<b>Total</b>		<b>90</b>	<b>100</b>



**Figure 3: Frequency of Visit to the Library by the Respondents**

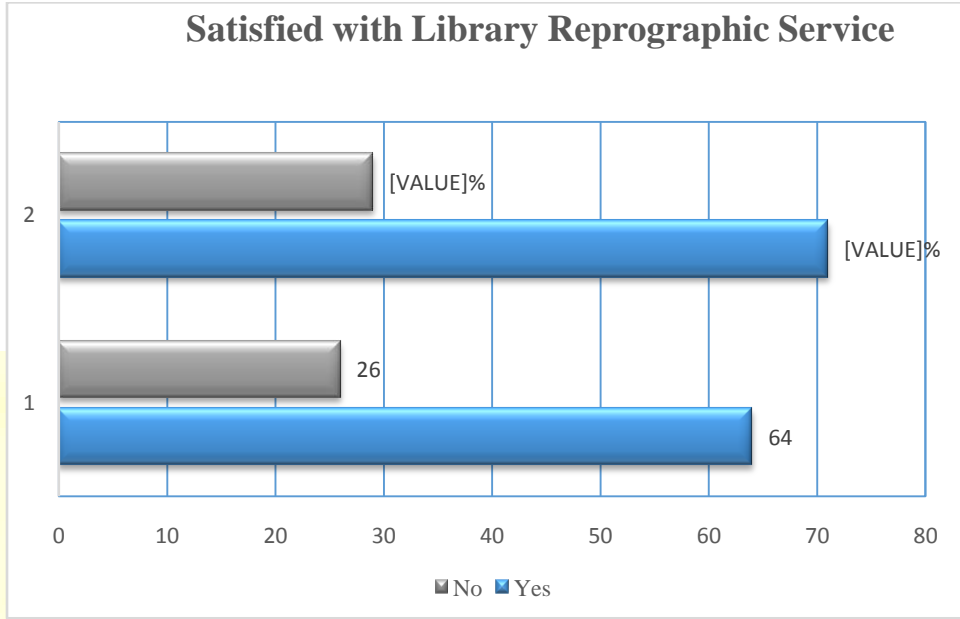
#### 6.1.4. Satisfaction with Library Reprographic Service

User satisfaction about library reprographic service in B G S Institute of Technology (BGSIT) is shown in table 6.1.4. The table shows that, the majority of response 64(71%) respondent says satisfied. Only few accounting 26(29%) of them state not satisfied with library reprographic service.

**Table 6.1.4**

#### Satisfied with Library Reprographic Service by B G S I T Central Library Users

S/N	Satisfied with Library Reprographic Service	Number of Responses	Percentage
1	Yes	64	71.00
2	No	26	29.00
<b>Total</b>		<b>90</b>	<b>100</b>



**Figure4: Satisfied with Library Reprographic Service**

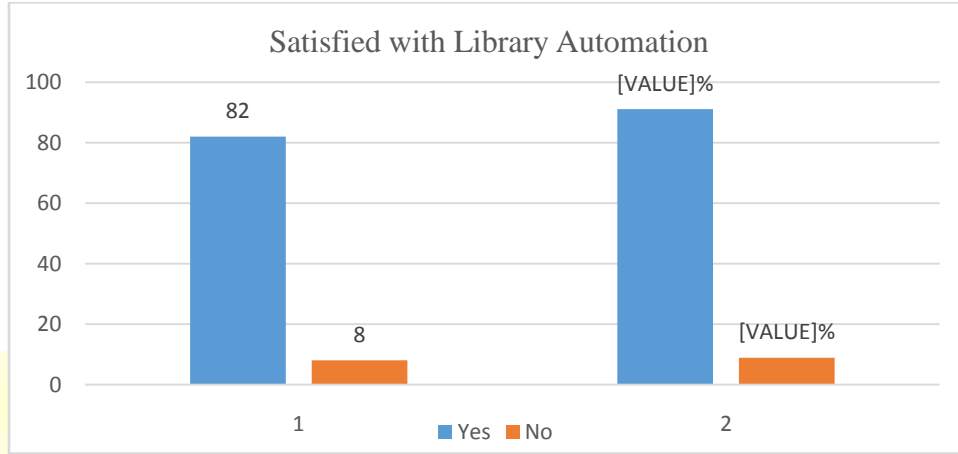
**6.1.5. Satisfied with Library Automation**

It is clear from the table 6.1.5 show that the satisfied with library automation by B G S I T Central Library users scoring. The table shows that, the majority of respondents 64(71%) says satisfied with library automationand remaining 26(29%) of the respondents state not satisfied.

**Table 6.1.5**

**Satisfied with Library Automationby B G S I T Central Library Users**

S/N	Satisfied with Library Automation	Number of Responses	Percentage
1	Yes	82	91.11
2	No	8	8.89
<b>Total</b>		<b>90</b>	<b>100</b>



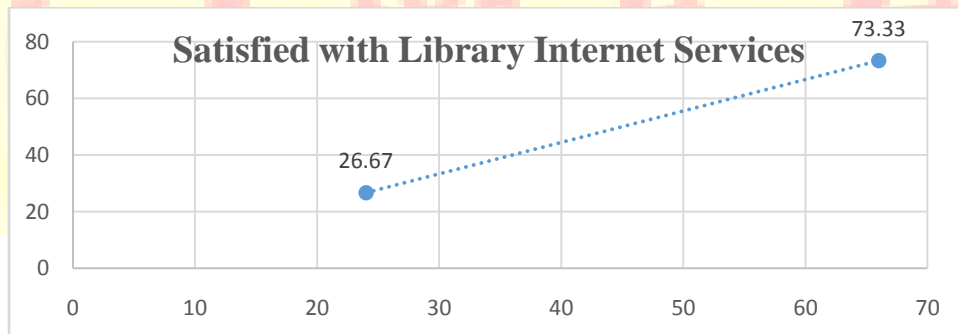
**Figure 5: Satisfied with Library LibraryAutomation**

**6.1.6. Satisfied with Library Internet Services?**

It is clear from the table 6.1.6. That the 73.33% respondent were satisfied with Internet service provided by BGSIT central library.

**Table 6.1.6.**

S/N	Satisfied with Library Internet Service	Number of Responses	Percentage
1	Yes	66	73.33
2	No	24	26.67
<b>Total</b>		<b>90</b>	<b>100</b>



**Figure 6: Satisfied with Library Internet Services**



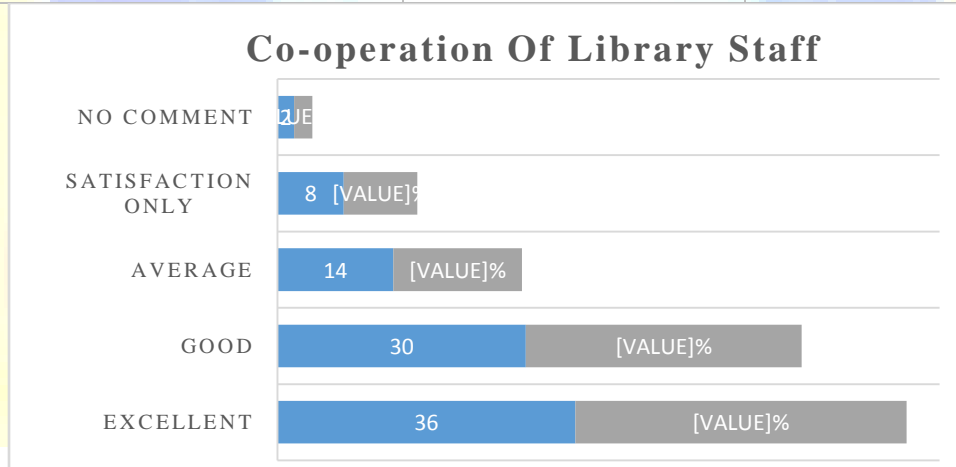
### 6.1.7. Co-Operation of Library Staff

There are co-operation of library staff by library users such as: Excellent; Good; Average; Satisfaction only; No comment. The analysis of respondents by the co-operation of library staff is presented in table 6.1.7.

It may be seen from the table.6.1.7 that the table shows that, co-operation of library staff in BGSIT the majority of the respondents scoring 36(40%) says 'excellent'; remaining 30 (33.33%) of the respondents say 'good' and finally 2(2.22%) of them state no comments,

**Table 6.1.7.**  
**Co-Operation of Library Staff?**

S/N	Co-Operation of Library Staff	Number of Responses	Percentage
1	Excellent	36	40.00
2	Good	30	33.33
3	Average	14	15.56
4	Satisfaction Only	8	8.9
5	No Comment	2	2.22
<b>Total</b>		<b>90</b>	<b>100</b>



**Figure 7: Co-operation of library staff**

### 6.1.8. Constraints in acquiring ICT skills

There are many constraints faced by library users in acquiring ICT skills such as: Tight working schedule; Poor infrastructural facilities; Lack of cooperation from the authority; Poor in

service training provision; Personal inabilities. The analysis of barriers to use library collection used by the respondents is presented in table 6.1.8.

The analysis of data of Table 6.1.8 shows that the main constraint in acquiring ICT skills by library users scoring 38(42.22%) say 'Tight working'; nearly 22 (24.44%) of them say 'Poor in service training provision'; only 8 (8.90%) of them state 'lack of cooperation from the authority'

**Table 6.1.7.**  
**Constraints in acquiring ICT skills**

S/N	Constraints	Number of Responses	Percentage
1	Tight working schedule	38	42.22
2	Poor infrastructural facilities	12	13.33
3	Lack of cooperation from the authority	8	8.90
4	Poor in service training provision	22	24.44
5	Personal inabilities	10	11.11
<b>Total</b>		<b>90</b>	<b>100</b>

## CONCLUSION

The topic of application of ITC in the research of Library and Information Science is one of the traditional and oldest one. The sample was drawn from BGS Institute of Technology B G Nagara, Karnataka, India. The investigators found interesting results. The majority of the respondents scoring, 64(71%) say satisfaction with library reprographic service (Table-6.1.4). It may be seen from the table 6.1.5, majority of the respondents scoring, 91.11% of them say satisfied with library automation; 40% of respondents are say excellent co-operation from library staff. ITC is playing very important role in engineering college libraries.

**REFERENCE:**

Fabunmi and Asubiojo. (2013). Awareness and use of online public Access Catalogue by students of Obafemi Awolowo University, Ile-Ife, Nigeria. Library philosophy and Practice. Paper 922.

Helaluddin. (2010) Application of Information and Communication Technologies in Engineering college Libraries in Faridabad District, 55<sup>th</sup> ILA International Conference on LIS in the Digital era, 21-24,

Kainthola. (2010) ICT impact on academic Libraries: A review of Literature available free at Internet...55<sup>th</sup> ILA International Conference on LIS in the Digital era, 21-24,

Singh. (2014). Application of Information and Communication and Technology in Engineering College Libraries: A case study of Engineering College Library of Jaipur District, Rajasthan. 59<sup>th</sup> ILA Internal Conference proceeding. Pp. 1000.

