

A STUDY OF TRADITIONAL GAMES OF TRIBES OF YAVATMAL DISTRICT

Dr. SwapnilVidhate*

BitamSadokpam**

Abstract

This study was an attempt to find out the traditional games of tribes of Yavatmal district. The researcher reviewed this study based on the relevant references available in the library of Bhartividyapeeth deemed university, college of physical education, Pune. A questionnaire comprising of 26 statement framed on very simple pattern “Yes” or “No” which covered all aspects of traditional games of tribes. For this purpose the researcher randomly selected 100 subjects from different tribal area of Yavatmal district, Maharashtra. Their age range varied from 20 to 24 years. Both male and female were randomly sorted out as the subjects. To find out the traditional games of tribes some relevant information were necessary. For relevant information’s separate questionnaire were prepared by the researcher. The parameters of the questionnaire were prepared by personal contact with the physical education experts, director, teachers and eminent persons of physical education. The formation of questionnaire was an important affaire before selection of questionnaire, the opinion and suggestions of eminent experts, scholars, doctorate in the field of education and physical education were considered to prepare the questionnaire. To finalize the questionnaire the researcher administered the newly framed questionnaire and the contents of the same were modified repeatedly by various experts and necessary changes were made, and finally it was formulated after the approval of guide. In this way the final questionnaire were prepared to collect the necessary information for the present

*** Doctorate Program, Linguistics Program Studies, Udayana University Denpasar, Bali-Indonesia (9 pt)**

**** STIMIK STIKOM-Bali, Renon, Depasar, Bali-Indonesia**

study. After construction of questionnaire the researcher has visited several parts of tribal inhabitants in Yavatmal district with hue to study the traditional and cultural games of tribes particularly major tribes in this district i.e. Andh, Kolam, Pradhan&Pardhi etc. The researcher personally visited and distributed the questionnaires to 100 tribes of different tribal area of Yavatmal district and explained the procedure for filling questionnaire to them.

Keywords: Tribes; Yavatmal district; Questionnaire; Traditional games

1. Introduction

The tribal people are an intrinsic part of our national life and with their rich cultural heritage have been instrumental in contributing to that complex amalgam which is termed as our national culture. In India there are a number of socially and economically depower ethnic groups which are now recognized as schedule tribes. They belong to different ethnic, linguistic and religious groups and have some unique social and economic characteristics. These tribal communities mostly live in hilly and forested area which generally not suitable for settled agriculture. There mode of life is very much linked with environmental conditions of these areas[5].

The largest concentration of schedule tribes in India is, in Andhra Pradesh, Assam, Bihar, Gujarat, Kerala, Madhya Pradesh, Maharashtra, Mysore, Orissa, Punjab, Rajasthan, West Bengal and Union Territories. This tribal population falls into four main zones. Three principal or main territorial zones are the North-eastern zone, the central zone, the southern zone and one small isolated zone[1].

Yavatmal is considered as a tribal district of Maharashtra and occupy second position in respect of tribal population of Vidarvha and the Gonds claim the first place in respect of numerical strength while kolams, the second and pardhans claims third place in respect of tribal population of the district. Tribes of Yavatmal district are varied in type & number most of these tribes are involved in agricultural activities & constitute lie scattered all over the district. Most of these tribal groups have a language and culture of their own, though they are equally capable of communicating outside their specific groups. Some of the major tribal group found in the district of Yavatmal are Andh ,Gond , Kolam , Pardhan , Pardhi[2].

1.1. Objectives of the Study:

2. To assess the traditional games of the tribes.
3. To take historical review of the traditional games of tribal people of Yavatmal district.
4. To suggest the strategy for implementing physical education and sports program in Tribal people of Yavatmal district.
5. To understand the major traditional games being played by tribes.

1.2. Hypothesis:

- ❖ HO₁: It was hypothesized that there was no change in traditional games of tribes of Yavatmal district.
- ❖ HO₂: It was hypothesized that their traditional games were based on their religious belief.

2. Research Method:[3]-[4]

2.1. Selection of Subjects:

- ❖ Tribes of Yavatmal are the subject of present study.

2.2. Inclusion criteria:

- Only tribes were included.
- The subject's age limit will be 20-24 years included.
- The mentally fit subjects will be included.

2.3. Sample:

The study was conducted to find out the “**Traditional games of tribes of Yavatmal district**” tribes of Yavatmal district was selected as a sample for this study. The subjects (n=100), male and female tribes was selected randomly from Yavatmal district.

2.4. Variables:

- ❖ Traditional Games

3. Results and Analysis:

In this chapter of the present study the presentation and analysis of data collected was included which can be termed as the heart of the research through textual discussion and tabular and

graphic devices ,the data are critically analyzed and reported. The tables and figures are used to clarify significant difference. Tables and figures are constructed entitled so that they may be self explanatory.

The data was collected and analyzed. The findings with regard to percentage method are presented from Table 4.1 to table 4.26 on selected variables.

4.1 Results on Percentage-wise Data Analysis –

Table No. 4.1

1. WyaaAapaKaolaKaolanaapasandkxrtaohO?

YES	NO	TOTAL
98	2	100
98%	2%	100%

Data in table-4.1 regarding the question given above shows that, out of 100 (100%), 98(98%) respondents has been ‘yes’ and 2(2%) are no. Thus the question no.1 indicates that the tribes are aware and take parts in sports.

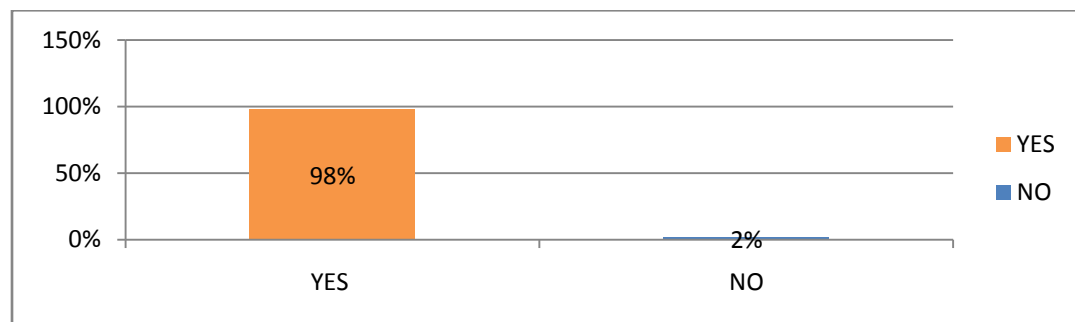


Figure 4.1 Graphical presentation of the statement stated above

Table No. 4.2

2. WyaaAapa yah paarmpairkxKaolapa`itaidnaKaolataohO ?.

YES	NO	TOTAL
73	27	100
73%	27%	100%

Data in table-4.2 regarding the question given above shows that, out of 100 (100%), 73 (73%) respondents has been ‘yes’ and 27(27%) are ”no”. Thus the question no.2 indicates that tribes shows interest in playing traditional sports in everyday.




Figure 4.2 Graphical presentation of the statement stated above

Table No. 4.3

3. WyaaAapaDbaDubalaI (paarmpairkxKaola) KaolataohO?

YES	NO	TOTAL
57	43	100
57%	43%	100%

Data in table-4.3 regarding the question given above shows that, out of 100 (100%) respondents, 57 (57%) are “yes” and 43 (43%) are “no”. Thus the question no.3 indicates that average tribes plays dubdubli.

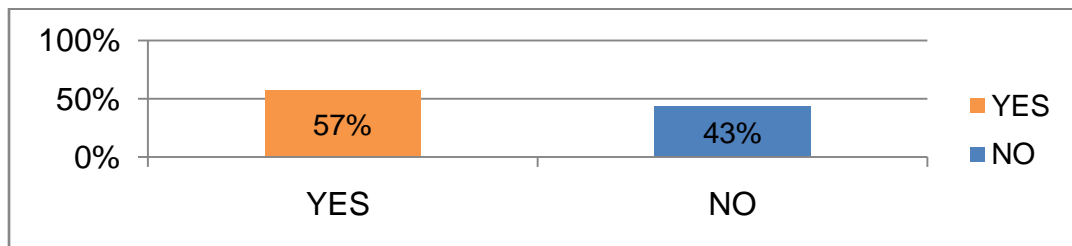


Figure 4.3 Graphical presentation of the statement stated above

Table No. 4.4

4. WyaaAapaijaMDImaunDI (paarmpairkxKaola) KaolataohO?

YES	NO	TOTAL
63	37	100
63%	37%	100%

Data in table-4.4 regarding the question given above shows that, out of 100(100%) respondents, 63 (63%) respondents are yes , 37 (37%) respondents are no, thus the question no. 4 indicates that tribes shows little more interest in zindi mundi as compared to dub dubli.

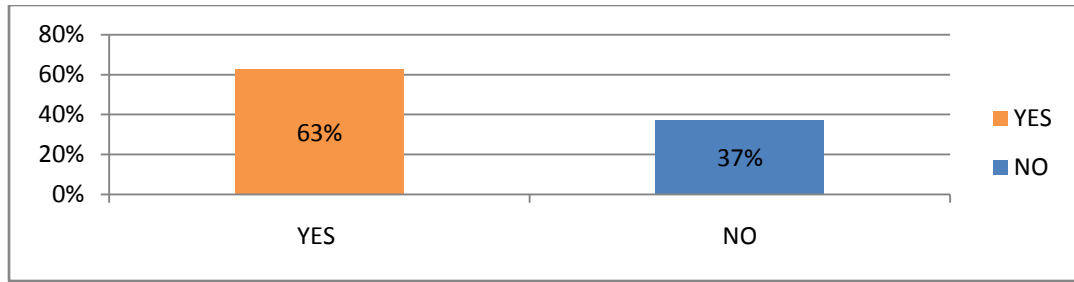


Figure 4.4 Graphical presentation of the statement stated above

Table No. 4.5

5. WyaaAapakuxrGaoDI (paarmpairkxKaola) KaolataohO?

YES	NO	TOTAL
50	50	100
50%	50%	100%

Data in table-4.5 regarding the question given above shows that, out of 100 (100%) respondents, 50 (50%) respondents are yes , 50 (50%) respondents are no, thus the question no. 5 indicates that fifty percent tribal people plays kurgodi .

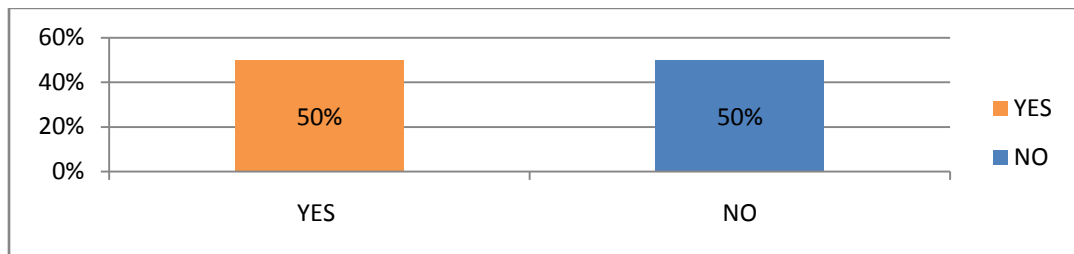


Figure 4.5 Graphical presentation of the statement stated above

Table No. 4.6

6. WyaaAapalaMgaDI (paarmpairkxKaola) KaolataohO?

YES	NO	TOTAL
71	21	100
71%	21%	100%

Data in table-4.6 regarding the question given above shows that, out of 100 (100%) respondents, 68 (68%) respondents are yes , 32(32%) respondents are no, thus the question no. 6 indicates that lagdi is played in every corner of tribal society.

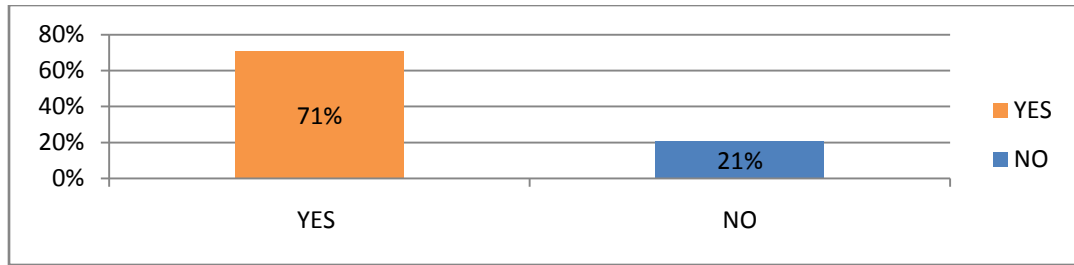


Figure 4.6 Graphical presentation of the statement stated above

Table No. 4.7

7. WyaaAapaiTppasalaGaaorI (paarmpairkxKaola) KaolataohO ?.

YES	NO	TOTAL
69	31	100
69%	31%	100%

Data in table-4.7 regarding the question given above shows that, out of 100 (100%) respondents, 69 (69%) respondents are yes , 21 (21%) respondents are no, thus the question no. 7 indicates that the game tippaslagori is played by most tribes after langadi.




Figure 4.7 Graphical presentation of the statement stated above

Table No. 4.8

8. Wyaa yah paarmpairkxKaolaAapakoxjaIvanakxaeKxmahtvapaUNa_ BaagahO?

YES	NO	TOTAL
83	17	100
83%	17%	100%

Data in table-4.8 regarding the question given above shows that, out of 100 (100%) respondents, 83 (83%) respondents are yes , 17 (17%) respondents are no, thus the question no. 8 indicates that these traditional games are integral part of their life.

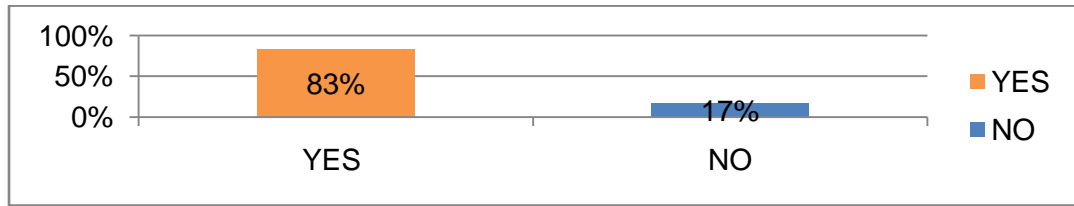


Figure 4.8 Graphical presentation of the statement stated above

Table No. 4.9

9. WyaaAapakxaeosaIAnauBaUtaIpa`kxThaotaIhO, kxI
[naKaolaaOMkxaoKaolanaosaosvaasqyamaoMlaaBahaotaahO?

YES	NO	TOTAL
74	26	100
74%	26%	100%

Data in table-4.9 regarding the question given above shows that, out of 80 (100%) respondents, 78 (97.5%) respondents are yes , 2 (2.5%) respondents are no, thus the question no. 9 indicates that these traditional games helps in maintaining their physical health.




Figure 4.9 Graphical presentation of the statement stated above

Table No. 4.10

10. [naKaolaaOMmaoMpa`yauWta {pakxrNaWyaaAapasvayaMtaOyaarkxrtaohO?

YES	NO	TOTAL
81	19	100
81%	19%	100%

Data in table-4.10 regarding the question given above shows that, out of 100 (100%) respondents, 81 (81%) respondents are yes, 19 (19%) respondents are no, thus the question no.10 indicates that they use their own self made equipments.

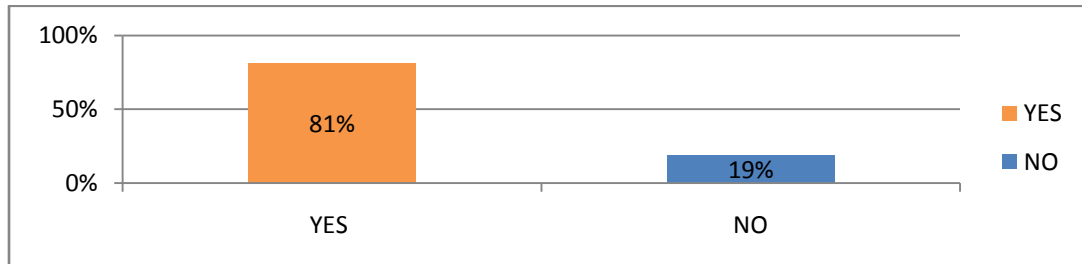


Figure 4.10 Graphical presentation of the statement stated above

Table No. 4.11

11. [naKaolaaomkxaoKaolanaomaomWYaaAapakoxpairvaarkoxsadsyaBaIsahBaagaIhaotaohO?

YES	NO	TOTAL
70	30	100
70%	30%	100%

Data in table-4.11 regarding the question given above shows that, out of 100 (100%) respondents, 70 (70%) respondents are yes, 30 (30%) respondents are no, thus the question no. 11 indicates that their family members also take part in traditional games with them.




Figure 4.11 Graphical presentation of the statement stated above

Table No. 4.12

12. WyaamaihlaaeMBAIpaarMmpaairkxKaolaKaolataIhO ?

YES	NO	TOTAL
59	41	100

59%	41%	100%
-----	-----	------

Data in table-12 regarding the question given above shows that, out of 100 (100%) respondents, 59 (59%) respondents are yes, 41 (41%) respondents are no, thus the question no.12 indicates that the females do take part in the traditional games.




Figure 4.12 Graphical presentation of the statement stated above

Table No. 4.13

13. Wyaa [napaarmpairkxKaolaaokxIpa`itayaaogataaeVMAayaaojatahaotaIhO ?.

YES	NO	TOTAL
67	33	100
67%	33%	100%

Data in table-4.13 regarding the question given above shows that, out of 100 (100%) respondents, 67 (67%) respondents are yes, 33 (33%) respondents are no, thus the question no. 13 indicates that these traditional games are competition oriented.




Figure 4.13 Graphical presentation of the statement stated above

Table No. 4.14

14. Wyaa [napaarmpairkxKaolaaokoxilaeinayaimata r]pasaopa`iSaXaNadonaaAinavaaya_hO?

YES	NO	TOTAL
-----	----	-------

34	66	100
34%	66%	100%

Data in table-4.14 regarding the question given above shows that, out of 100 (100%) respondents, 34 (34%) respondents are yes , 66 (66%) respondents are no, thus the question no. 14 indicates that no coaching is provided to them for traditional games.

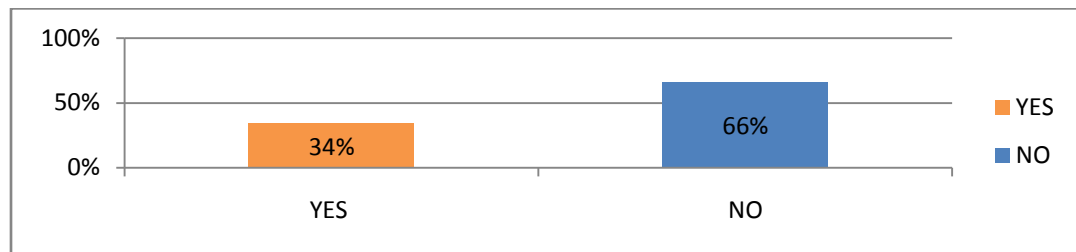


Figure 4.14 Graphical presentation of the statement stated above

Table No. 4.15

15.

WyaaAapakxIsaMskRxitaAaOrparmparakxaosqaayaIrKanaokoxilaepaarmpairkxKaolakxIBaUi
makxapa`BaavapaUNa_ haotaIhO?

YES	NO	TOTAL
82	18	100
82%	18%	100%

Data in table-4.15 regarding the question given above shows that, out of 100 (100%) respondents, 82 (82%) respondents are yes , 18 (18%) respondents are no, thus the question no. 15 indicates that traditional games is very important for making their tradition and culture alive.

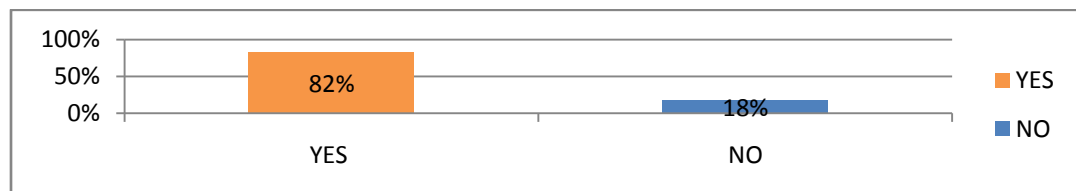


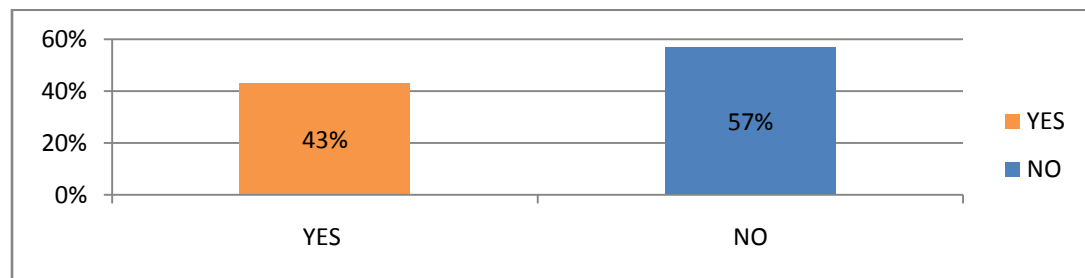
Figure 4.15 Graphical presentation of the statement stated above**Table No. 4.16**

16. WyaaAajakxIyauvaapaIZIAnaopaarmpairkxKaolaoMmaoM rjicavyaWtakxrtalhO?

YES	NO	TOTAL
43	57	100
43%	57%	100%

Data in table-4.16 regarding the question given above shows that, out of 100 (100%) respondents, 43 (43%) respondents are yes , 57 (57%) respondents are no, thus the question no.

16 indicates that the young generation are less interested in traditional games.

**Figure 4.16 Graphical presentation of the statement stated above****Table No. 4.17**

17. AajakoxAaQauinakxsamaajamaoMAapasaosambaMiQatapaarmparIkxKaolaABaIBaI [sayaaogyahOkxIvastauta: AapakxamanaaorMjanakxrtaoMhO?

YES	NO	TOTAL
67	33	100
67%	33%	100%

Data in table-4.17 regarding the question given above shows that, out of 100 (100%) respondents, 67 (67%) respondents are yes , 33 (33%) respondents are no, thus the question no.

17 indicates that in today's modern era, their traditional games are still capable to entertain them.




Figure 4.17 Graphical presentation of the statement stated above

Table No.4.18

18. WyaaAapaApanao [_YT dovataakxaopa`sannakxrnaokoxilae
[napaarmparIkxKaolaaomkxaAayaaobjanakxrtaohO?

YES	NO	TOTAL
79	21	100
79%	21%	100%

Data in table-4.18 regarding the question given above shows that, out of 100 (100%) respondents, 79 (79%) respondents are yes, 21 (21%) respondents are no, thus the question no. 18 indicates that they do organize these traditional games to please their Deities.

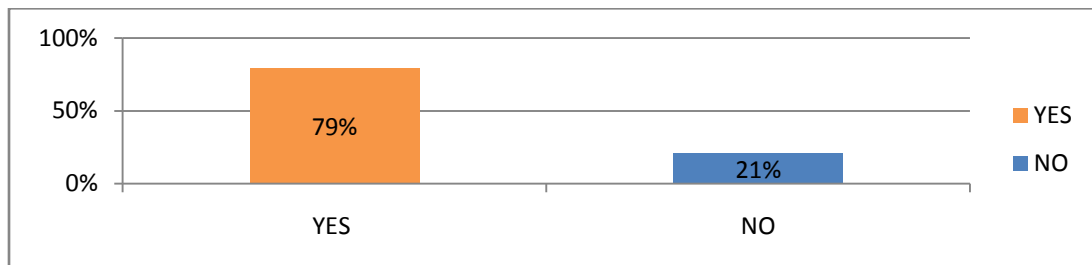


Figure 4.18 Graphical presentation of the statement stated above

Table No. 4.19

19. Wyaa yah paarmpairkxKaolaAapakoxnaOitakxmaUlyaaomkxaopa`BaaivatakrtaohO?

YES	NO	TOTAL
63	37	100
63%	37%	100%

Data in table-4.19 regarding the question given above shows that, out of 100 (100%) respondents, 63 (63%) respondents are yes , 37 (37%) respondents are no, thus the question no.

19 indicates that these traditional games do inculcate their moral values.




Figure 4.19 Graphical presentation of the statement stated above

Table No. 4.20

20. WyaaAapalaaokxnaRtyakxrtaohO?

YES	NO	TOTAL
88	12	100
88%	12%	100%

Data in table-4.20 regarding the question given above shows that, out of 100 (100%) respondents, 88 (88%) respondents are yes , 12 (12%) respondents are no, thus the question no.

20 indicates that they do their folk dance.

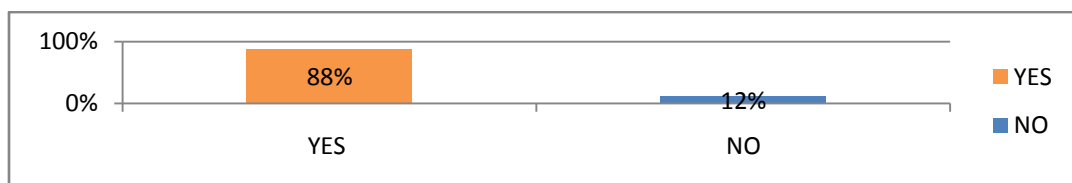


Figure 4.20 Graphical presentation of the statement stated above

Table No. 4.21

21. WyaaAapagaaoMDIiZmasaa (laaokxnaRtya) kxrtaohOM?

YES	NO	TOTAL
79	21	100
79%	21%	100%

Data in table-4.21 regarding the question given above shows that, out of 100 (100%) respondents, 79 (79%) respondents are yes , 21 (21%) respondents are no, thus the question no.21 indicates that majority of tribes do Gondi Dhimsa.




Figure 4.21 Graphical presentation of the statement stated above

Table No. 4.22

22. WyaaAapaDnDaMr (laaokxnaRtya) kxrtaohOM?

YES	NO	TOTAL
59	41	100
59%	41%	100%

Data in table-4.22 regarding the question given above shows that, out of 100 (100%) respondents, 59 (59%) respondents are yes , 41 (41%) respondents are no, thus the question no. 22 indicates that mild number of tribes do Dandar folk dance.

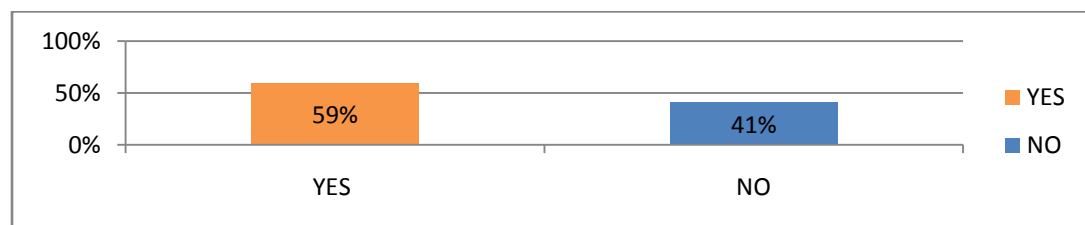



Figure 4.22 Graphical presentation of the statement stated above**Table No. 4.23**

23. WyaaAaparolaa (laaokxnaRtya) kxrtaohOM?.

YES	NO	TOTAL
53	47	100
53%	47%	100%

Data in table-4.23 regarding the question given above shows that, out of 100 (100%) respondents, 53 (53%) respondents are yes, 47 (47%) respondents are no, thus the question no.

23 indicates that average number of tribes do Raila folk dance

**Figure 4.23 Graphical presentation of the statement stated above****Table No. 4.24**

24. WyaaAapaiSarala (laaokxnaRtya) kxrtaohOM?.

YES	NO	TOTAL
44	56	100
44%	56%	100%

Data in table-4.24 regarding the question given above shows that, out of 100 (100%) respondents, 44 (44%) respondents are yes, 56 (56%) respondents are no, thus the question no.

24 indicates that below than average number of tribes do Shiral folk dance.


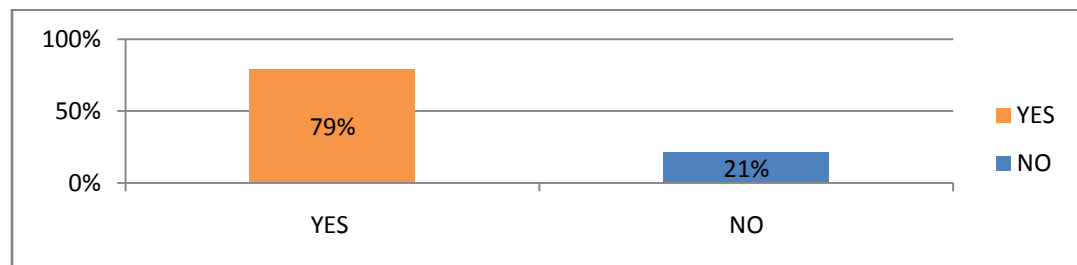


Figure 4.24 Graphical presentation of the statement stated above**Table No. 4.25**

25. Wyaa [salaokxnaRtyamaoMpa`yauWtahaonaovaalao
{pakxrNakxainamaa_NaAapasvayaMkxrtaohO?

YES	NO	TOTAL
79	21	100
79%	21%	100%

Data in table-4.25 regarding the question given above shows that, out of 100 (100%) respondents, 79 (79%) respondents are yes, 21 (21%) respondents are no, thus the question no. 25 indicates that the equipments used by them in their folk dance are self made by them.

**Figure 4.25 Graphical presentation of the statement stated above****Table No. 4.26**

26. Wyaa [nalaaokxnaRtyaaoMkxIBaIpa`itayaaogataaeVMhaotalhO?

YES	NO	TOTAL
86	14	100
86%	14%	100%

Data in table-4.26 regarding the question given above shows that, out of 100 (100%) respondents, 86 (86%) respondents are yes, 14 (14%) respondents are no, thus the question no. 26 indicates that these folk dances are also competition oriented..

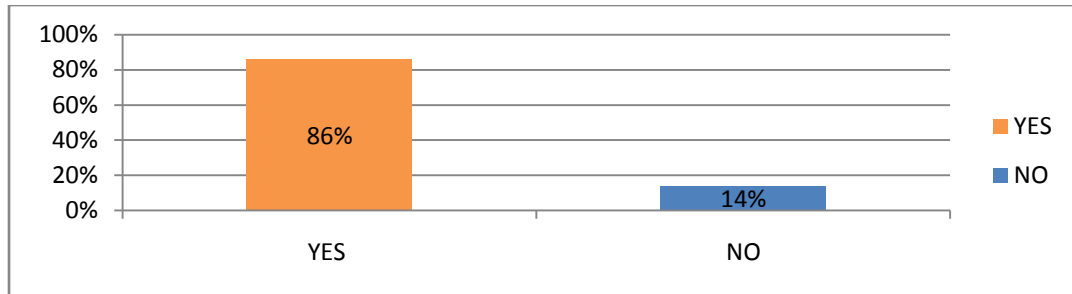


Figure 4.26 Graphical presentation of the statement stated above

3.1. Discussion of Findings:

From the findings of table 1 to 26 it is experienced that these traditional games are not only helping tribal youths to get physically fit but also inspiring old members of the community and this helps in surviving there cultural norms and values.

1. The researcher found that all these tribes are emotionally attached with their traditional games.
2. Majority of opinion was that even today tribal play these traditional games with great interest and enthusiasm.
3. As far as younger generation is concern, the fact came to light in quite different. They give little importance to their traditional games as they came in touch with modern entertainment Medias.
4. Tribal traditional games are not like games in other developed and high cost, these games have particular relevancy, that is to say they are played in certain period of time as in Festivals, Marriages, Harvesting and in some Fairs.
5. A Majority of Tribal's performs these traditional activities as part and parcel of their life, because these activities are source of pleasure and entertainment as well as made of worship and self –Satisfaction.
6. Traditional games of tribes no doubt inculcate moral values among the tribal people.
7. Unlike other communities, the tribal give equal share to women for participating in games.
8. Tribal people have their own musical instrument to perform their musical programmes among these Dholki, Kingri, and Duff are prominent while Tun-Tune, Harmonium and Pawa are occasionally supportive instrument.

3.2. Discussion of Hypothesis

The first hypothesis was that there was no change in tribal's traditional games. From the statistical analysis it is found that majority of tribes agreed that there is no change in their traditional games. Thus hypothesis no.1 is *accepted*

Secondly, it was hypothesized that their traditional games were based on their religious belief and it is also proved that majority of tribes says yes their traditional games were based on their religious belief. Hence hypothesis no.2 is also *accepted*.

3.3. Recommendations:

1. Traditional games are "losing their soul" so it is necessary for us to fully put on the table all the problems regarding the transmission of these traditional games to the generation of 21st century.
2. The experience of these traditional games, which are experimental, raised many questions and suggestion to implement these traditional games in schools with the help of youth service and sports department.
3. To encourage cultural values and their attitude to the use of traditional games in the school.
4. Tribal's traditional games represent many elements of their traditional culture: language, dress, folkdance, music and art are elements that can serve as democratic indicators to the society, so govt. should take necessary steps for organizing competitions of tribal's traditional games.
5. It is serious concern to develop active policy in the area of sports to promote and preserve tribal's traditional games and also their norms, customs and values.
6. It is also necessary to underline some remarkable work to project these traditional games in everywhere.
7. A study may be conducted on a large population for the other parts of the country.
8. A study may be conducted participation of tribal sports in schools, colleges and University level.
9. A study may be conducted on the educational standard of tribal people.
10. A study may be conducted on facilities of tribal's traditional and cultural games.
11. A study may be conducted on traditional and cultural programmes in tribal areas.
12. A study of job satisfaction of physical education teachers in tribal areas.

13. A study of evaluation programme of physical education and sports can be conducted in tribal region.

4. Conclusion:

On the basis of finding, the following conclusions had been drawing:

By going all these research point of view the fact came to light that with the passes of time and modern scientific and technological development tribal people have began to hange beat by beat and of course the change has entered their cultural activities not in their traditional games but modernism that heat at their door will bring change in their traditional mode of living.

These traditional games of tribes plays key role in their life. Tribal people see these traditional games as a strong indicator that their culture can survive. People lived in a climate where they enjoyed traditional games and are strongly attracted to the fiercely independent lifestyle. It is experienced that these traditional games are not only helping tribal youths to get physically fit but also inspiring old members of the community and this helps in surviving there cultural norms and values.

References

[1] B.B.Sinha, *Society in tribal India*, B.R. Publishing corporation, Delhi.

[2] [En.wikipedia.org/wiki/yavatmal](http://en.wikipedia.org/wiki/yavatmal).

[3] Gosh “The Forest and the Tribe - Their Inter Relationships” unpublished thesis, Vidasagar University, Midnapore West Bengal, 1982.

[4] Nag “Some aspects of ethnomuskology ofkinnars with special references to issues relating to primitiveness”, Man in India, 1981.

[5] www.preservervearticales.com