

CURATIVE PRACTICES: AMONG LAMANIS OF BELLARY DISTRICT IN KARNATAKA

Dr. V. Jagadeesh*

Key Words: Lamani, Community, Treatment, Nature and Medicine.

Introduction:

The old aged Lamani still follow the indigenous methods of treatment for most of the minor ailments. The younger and majority of literate Lamani patients are taking treatment from the primary health center and sub-centers. The community health workers were also given treatment only for minor ailments. The following tables give the detail data about nature of treatment taken by the Lamanis of Bellary District.

Methodology

The filed work and data collection were conducted in four stages that is pilot survey, tool testing survey extensive and intensive many surveys in two stage. All together for period of eleven months during holidays of my college were spent in the filed between June 2009 to May 2012. The Banjara house holds spreading over 7 Talukas of Bellary District have been covered for data collection. Filed methods like schedule, Genealogy interview, Case study and secondary sources were also collected the total sample has comprised households

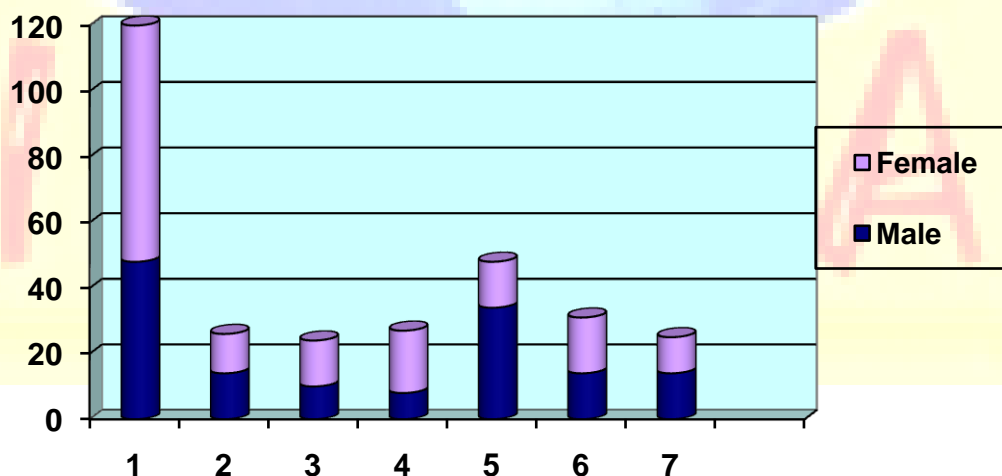
* Associate Professor, Deptt. of Anthropology, Karnatak Arts College, Karnatak University, Dharwad.

Desiccation:

Table: 1

Nature of Treatment taken by the Bellary Taluk Lamanis.

Sl.No	Nature of Treatment	Male	Female	Total	Male%	Female%	Total%
1	Lamani Medicine (Own Knowledge)	48	72	120	34	45	40
2	Allopatly-Community Health worker	14	12	26	10	7	9
3	Ayurvedic (Medicine man)	10	14	24	7	9	8
4	Quacks	8	19	27	5	12	9
5	Primary Health Center/ Sub center	34	14	48	24	9	16
6	Witch Doctor/ Sorcerer	14	17	31	10	11	10
7	No Treatment	14	11	25	10	7	8
	Total	142	159	301	100	100	100

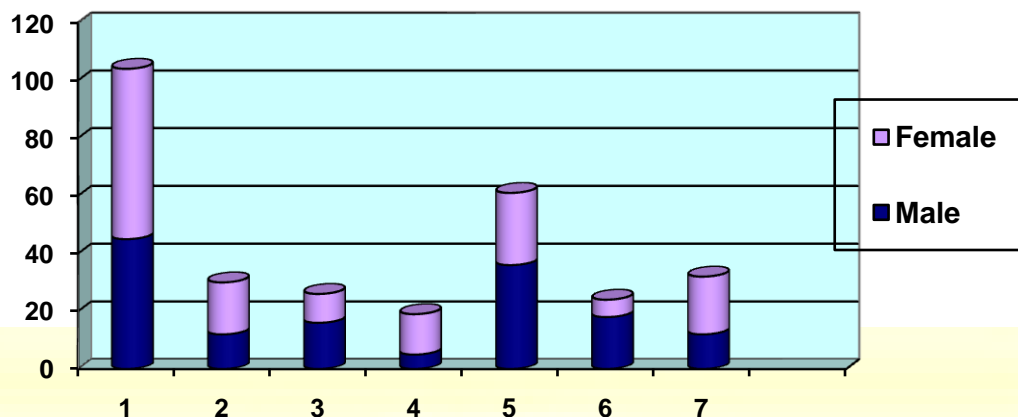


The above table shows the nature of treatment sought by the Lamanis of Bellary Taluk. It is noticed that 40 percent patients take medicine by own

knowledge and 16 percent of them have taken treatment from primary health center, 10 percent of them consulted the witch doctor and sorcerer. The services of community health worker is that of equal to the people who consult the Quack is 9 percent respectively, 8 percent of them have taken Ayurvedic medicine and remaining 8 percent of them not at all take treatment.

Table: 2**Nature of Treatment taken by the Hospet Taluk Lamanis.**

Sl.No	Nature of Treatment	Male	Female	Total	Male%	Female%	Total%
1	Lamani Medicine (Own Knowledge)	45	59	104	31	39	35
2	Allopatly-Community Health worker	12	18	30	8	12	10
3	Ayurvedic (Medicine man)	16	10	26	11	7	9
4	Quacks	5	14	19	4	9	6
5	Primary Health Center/ Sub center	36	25	61	25	16	21
6	Witch Doctor/ Sorcerer	18	6	24	13	4	8
7	No Treatment	12	20	32	8	13	11
	Total	144	152	296	100	100	100



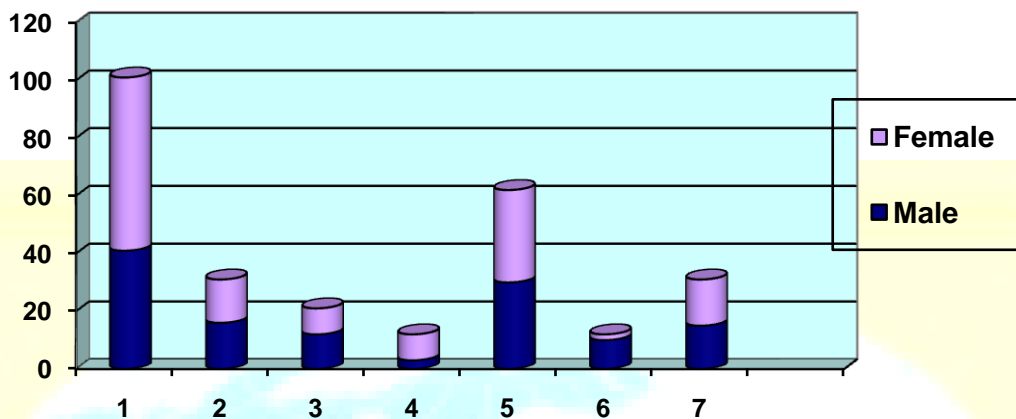
The above table shows the nature of treatment sought by the Lamanis of Hospet Taluk. It is noticed that 35 percent patients take medicine by own knowledge and 21 percent of them have taken treatment from primary health center, 8 percent of them consulted the witch doctor and sorcerer. The services of community health worker is that of 10 percent. Who consult the Quack is 6 percent respectively, 11 percent of them have taken Ayurvedic medicine and remaining 8 percent of them not at all take treatment.

Table: 3

Nature of Treatment taken by the Siruguppa Taluk Lamanis.

Sl.No	Nature of Treatment	Male	Female	Total	Male%	Female%	Total%
1	Lamani Medicine (Own Knowledge)	41	60	101	32	42	37
2	Allopaty-Community Health worker	16	15	31	13	11	12
3	Ayurvedic (Medicine man)	12	9	21	9	6	8
4	Quacks	3	9	12	2	6	4
5	Primary Health Center/ Sub center	30	32	62	24	22	23
6	Witch Doctor/ Sorcerer	10	2	12	8	1	4

7	No Treatment	15	16	31	12	12	12
	Total	127	143	270	100	100	100



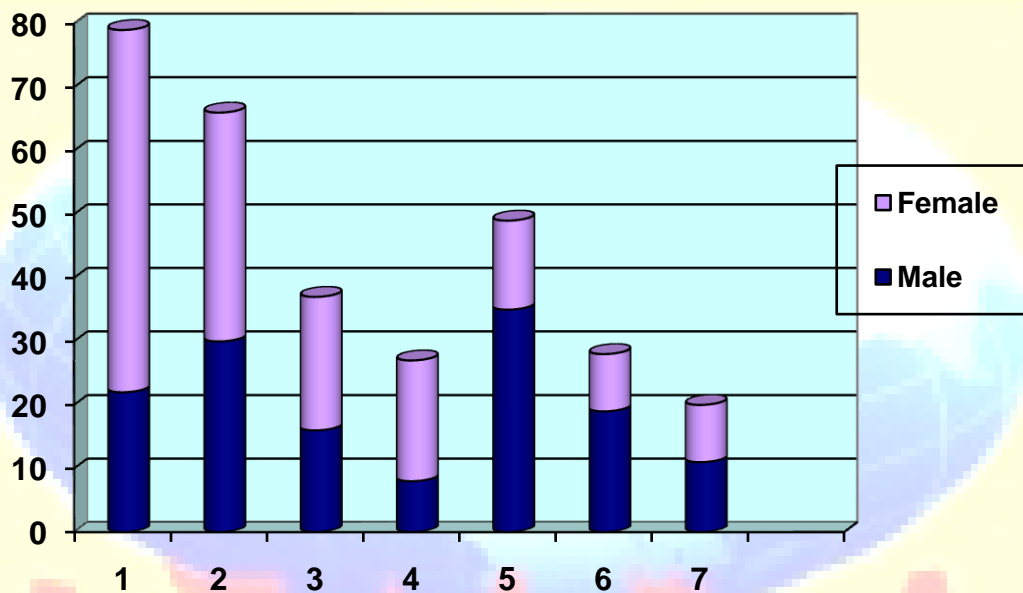
The above table shows the nature of treatment sought by the Lamanis of Siruguppa Taluk. It is noticed that 37 percent patients take medicine by own knowledge and 23 percent of them have taken treatment from primary health center, 4 percent of them consulted the witch doctor and sorcerer. 11 percent people consulted the services of community health worker. Who consult the Quack is 4 percent respectively, 8 percent of them have taken Ayurvedic medicine and remaining 12 percent of them not at all take treatment.

Table: 4

Nature of Treatment taken by the Sandur Taluk Lamanis.

Sl.No	Nature of Treatment	Male	Female	Total	Male%	Female%	Total%
1	Lamani Medicine (Own Knowledge)	22	57	79	16	35	26
2	Allopatly-Community Health worker	30	36	66	21	22	21
3	Ayurvedic (Medicine man)	16	21	37	11	13	12

4	Quacks	8	19	27	6	12	9
5	Primary Health Center/ Sub center	35	14	49	25	8	16
6	Witch Doctor/ Sorcerer	19	9	28	13	5	9
7	No Treatment	11	9	20	8	5	7
	Total	141	165	306	100	100	100

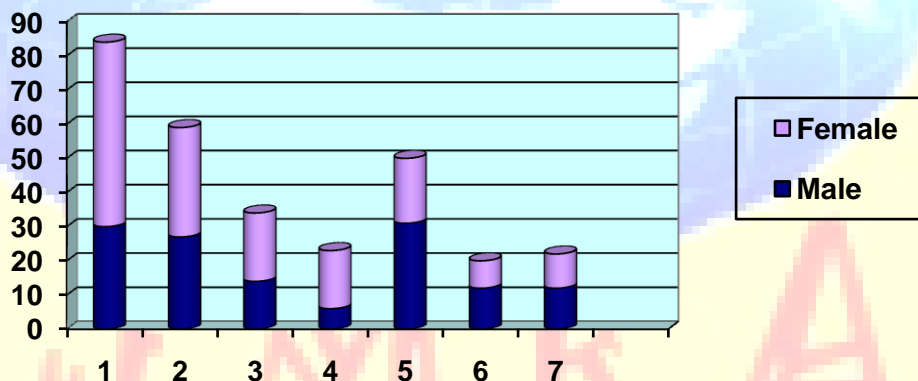


The above table shows the nature of treatment sought by the Lamanis of Sandru Taluk. It is noticed that 26 percent patients take medicine by own knowledge and 16 percent of them have taken treatment from primary health center, 9 percent of them consulted the witch doctor and sorcerer. 21 percent people consulted the services of community health worker. Who consult the Quack is 9 percent respectively, 12 percent of them have taken Ayurvedic medicine and remaining 7 percent of them not at all take treatment.

Table: 5

Nature of Treatment taken by the Hagaribommanahalli Taluk Lamanis.

Sl.No	Nature of Treatment	Male	Female	Total	Male%	Female%	Total%
1	Lamani Medicine (Own Knowledge)	30	54	84	23	34	29
2	Allopatly-Community Health worker	27	32	59	20	20	20
3	Ayurvedic (Medicine man)	14	20	34	11	12	11
4	Quacks	6	17	23	5	11	8
5	Primary Health Center/ Sub center	31	19	50	23	12	17
6	Witch Doctor/ Sorcerer	12	8	20	9	5	7
7	No Treatment	12	10	22	9	6	8
	Total	132	160	292	100	100	100

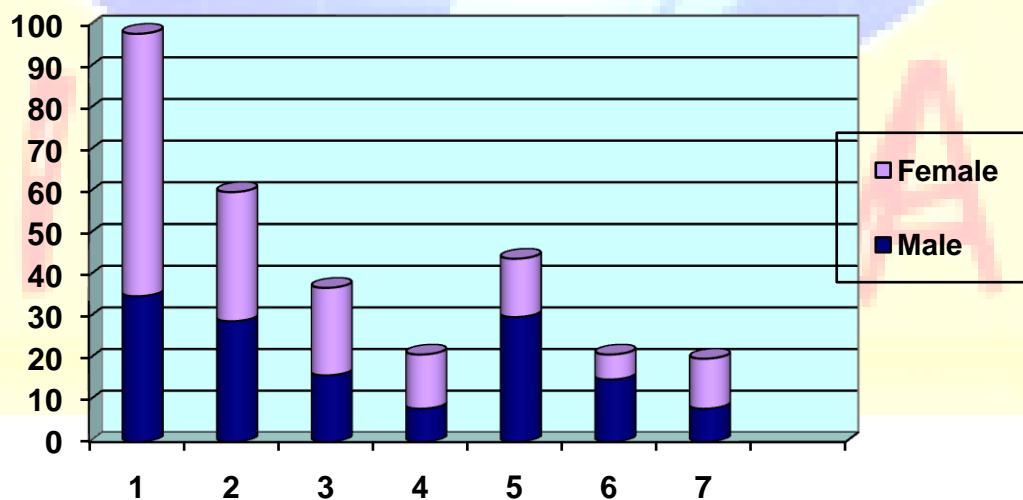


The above table shows the nature of treatment sought by the Lamanis of Hagaribommanahalli Taluk. It is noticed that 29 percent patients take medicine by own knowledge and 17 percent of them have taken treatment from primary health center, 7 percent of them consulted the witch doctor and sorcerer. 20 percent people consulted the services of community health worker. Who consult the Quack is 8 percent respectively, 11 percent of them have taken Ayurvedic medicine and remaining 8 percent of them not at all take treatment.

Table: 6

Nature of Treatment taken by the Kudalagi Taluk Lamanis.

Sl.No	Nature of Treatment	Male	Female	Total	Male%	Female%	Total%
1	Lamani Medicine (Own Knowledge)	35	63	98	25	39	33
2	Allopatly-Community Health worker	29	31	60	21	19	20
3	Ayurvedic (Medicine man)	16	21	37	11	13	12
4	Quacks	8	13	21	6	8	7
5	Primary Health Center/ Sub center	30	14	44	21	9	15
6	Witch Doctor/ Sorcerer	15	6	21	11	4	7
7	No Treatment	8	12	20	5	8	6
	Total	141	160	301	100	100	100

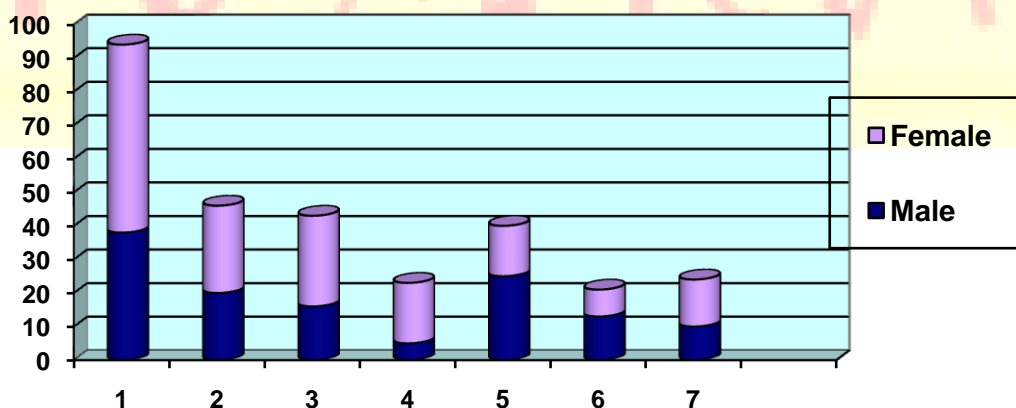


The above table shows the nature of treatment sought by the Lamanis of Kudalagi Taluk. It is noticed that 33 percent patients take medicine by own knowledge and 15 percent of them have taken treatment from primary health

center, 7 percent of them consulted the witch doctor and sorcerer. 20 percent people consulted the services of community health worker. Who consult the Quack is 7 percent respectively, 12 percent of them have taken Ayurvedic medicine and remaining 6 percent of them not at all take treatment.

Table: 7**Nature of Treatment taken by the Hadagali Taluk Lamanis.**

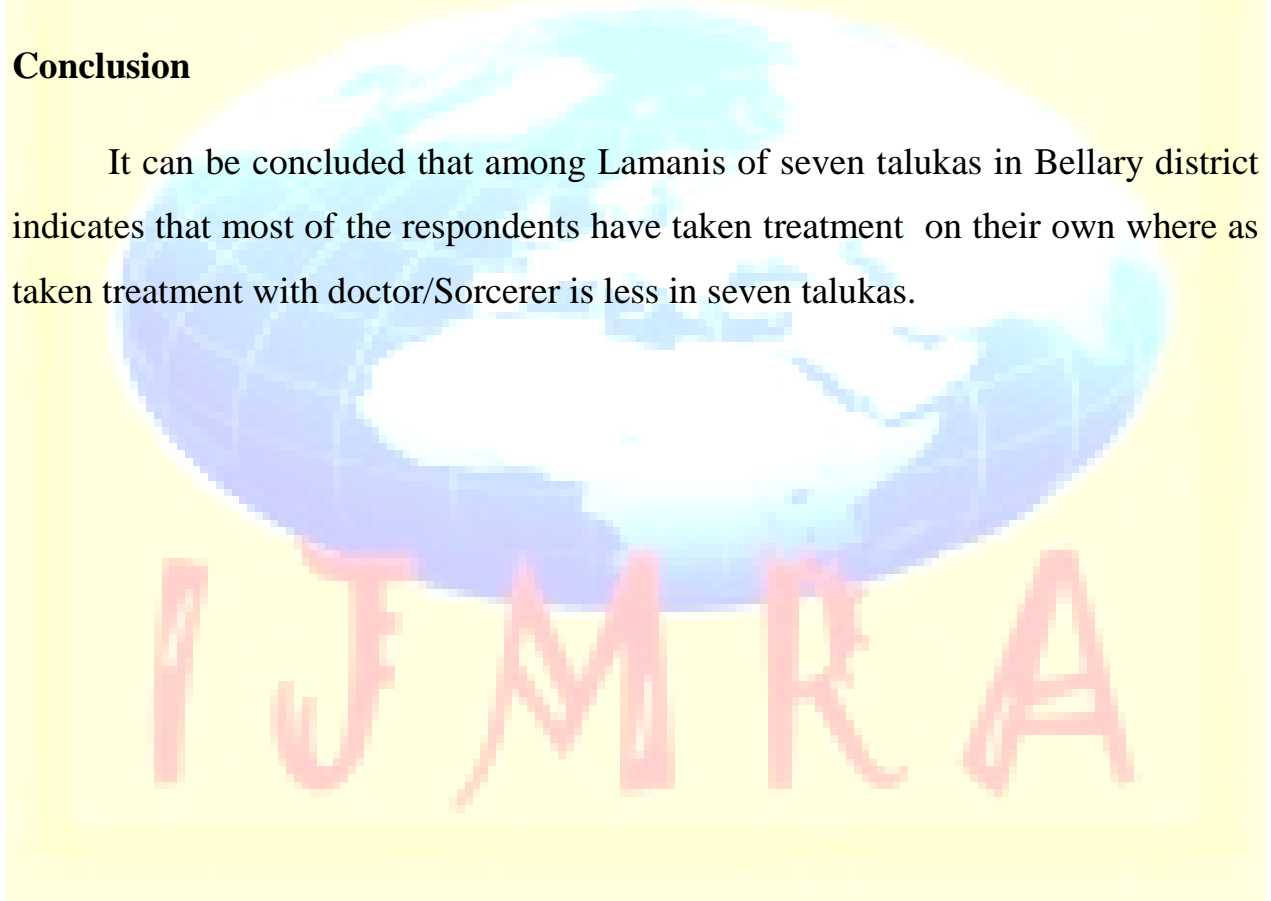
Sl.No	Nature of Treatment	Male	Female	Total	Male%	Female%	Total%
1	Lamani Medicine (Own Knowledge)	38	56	94	30	34	32
2	Allopatly-Community Health worker	20	26	46	16	16	16
3	Ayurvedic (Medicine man)	16	27	43	12	16	15
4	Quacks	5	18	23	4	11	8
5	Primary Health Center/ Sub center	25	15	40	20	9	14
6	Witch Doctor/ Sorcerer	13	8	21	10	5	7
7	No Treatment	10	14	24	8	9	8
	Total	127	164	291	100	100	100



The above table shows the nature of treatment sought by the Lamanis of Hadagali Taluk. It is noticed that 32 percent patients take medicine by own knowledge and 14 percent of them have taken treatment from primary health center, 7 percent of them consulted the witch doctor and sorcerer. 16 percent people consulted the services of community health worker. Who consult the Quack is 8 percent respectively, 15 percent of them have taken Ayurvedic medicine and remaining 8 percent of them not at all take treatment.

Conclusion

It can be concluded that among Lamanis of seven talukas in Bellary district indicates that most of the respondents have taken treatment on their own where as taken treatment with doctor/Sorcerer is less in seven talukas.



References

1. Kakar, D. N. 1972 “The health centre doctor and spirit medium in a north Indian village. ‘The Eastern. Anthropologist. XXV, No.3.
2. Kakar, D. N. 1980. Dais The traditional Birth Attendants in Village India. New Delhi: New Asian Publishers.
3. Polgar, S. 1962 ‘Health and human Behaviour: Areas of Interest common to the Social and Medical Sciences. ‘Current Anthropology 3: 159-205.
4. Bhatt. K. H. 1978 Ethnomedicine in a Karnataka Village. Ph.D. thesis accepted by Karnatak University, Dharwad.
5. Gurumurthy, K. G. 1975 Kallapura A South Indian Village. Dharwad: Karnatak University Press.
6. Gurumurthy, K. G. 1987 “Anthropology of Tribal Health and Hygiene in forest environment – Konchi Koravas of Karnataka”. Proceedings of the National Workshop KIRTADS, April 22-24, 1987.