

---

**PHOTOCHEMICAL BLEACHING OF BASIC FUCHSIN BY BENZOPHENONE**

---

**Bindu Kataria (Lecturer)***Department of Chemistry, S. M. B. Govt. P.G. College, Nathdwara[Raj.], India.***ABSTRACT**

Photochemical bleaching of Basic fuchsin was monitored spectrophotometrically in presence of benzophenone. The effects of various parameters like pH, concentration of dye, concentration of benzophenone etc. has been observed. The photochemical bleaching of dye follow pseudo-first order kinetics. A tentative mechanism for photochemical bleaching of Basic fuchsin has been proposed.

**Key Words:** Photochemical bleaching, Basic fuchsin, Benzophenone

**INTRODUCTION**

Dyes are quite useful to humanity but are toxic and carcinogenic in nature also. An attempt is made to photochemical bleaching of these dyes by using benzophenone as a photosensitizer. Energy transfer plays a key role in photochemical bleaching, where the molecule absorbs light energy corresponding to a convenient wave length. Acridine dyes can be photoreduced with allyl thiourea, while EDTA was used for photoreduction of methylene blue by Millich and Oster<sup>1</sup>. Jockusch et al<sup>2</sup>. reported the photoreduction of organic dyes in ketone amine system, whereas Jain et al<sup>3</sup>. used malachite green for photoreduction of sodium and potassium carbonate. Ameta et al<sup>4</sup>. reported the photoreduction of methylene blue by aqueous bicarbonate. Gupta et al<sup>5</sup> also investigated the photocatalytic degradation of a mixture of two dyes using untreated TiO<sub>2</sub> and silver ion doped TiO<sub>2</sub> under UV radiations. Triplet sensitized photobleaching of crystal violet was investigated by Naguib et al<sup>6</sup>., while Ohtani et al<sup>7</sup>. investigated the visible light induced reduction of methyl viologen in poly vinyl alcohol containing N-methyl-2-pyrrolidones. A detailed survey of literature reveals that little attention has been paid to the use of ultra violet light for photochemical bleaching of Basic Fuchsin by benzophenone as a photosensitizer. Therefore the present work was undertaken.

## EXPERIMENTAL

A stock solution of basic fuchsin was prepared in ethanol. The photochemical bleaching of dye was observed by taking dye solution and 0.15g benzophenone was added to it. A multi-lamp reactor was used for irradiation purpose, which contains eight ultra- violet lamps with wave length 530 nm. A quartz tube was used as reaction vessel which is, immersed in the center of these lamps. The progress of reaction was observed by taking optical density at regular intervals using spectrophotometer [ JASCO Model ,7800].

## RESULT AND DISCUSSION

A plot of log O.D. (Optical density) v/s time was linear but in two stages, the second stage being faster. Hence, both the stages of this reaction follow pseudo-first order kinetics.

Rate constant  $k = 2.303 \times \text{slope}$

### A TYPICAL RUN

A typical run is given in Table 1 and Figure 1.

Table 1: A Typical Run

[Basic Fuchsin] =  $5.00 \times 10^{-5}$  M

pH=8.0

[Benzophenone] =  $1.65 \times 10^{-2}$  M

Time (Seconds)	O.D. ( Optical Density)	1+ log (O.D.)
0	1.596	1.20
30	1.458	1.16
60	1.307	1.11
90	1.098	1.04
120	0.845	0.92
150	0.585	0.76
180	0.339	0.53
210	0.211	0.32
240	0.131	0.11
270	0.109	0.03

$$k_1 = 3.80 \times 10^{-3} \text{ sec}^{-1}$$

$$k_2 = 1.53 \times 10^{-2} \text{ sec}^{-1}$$

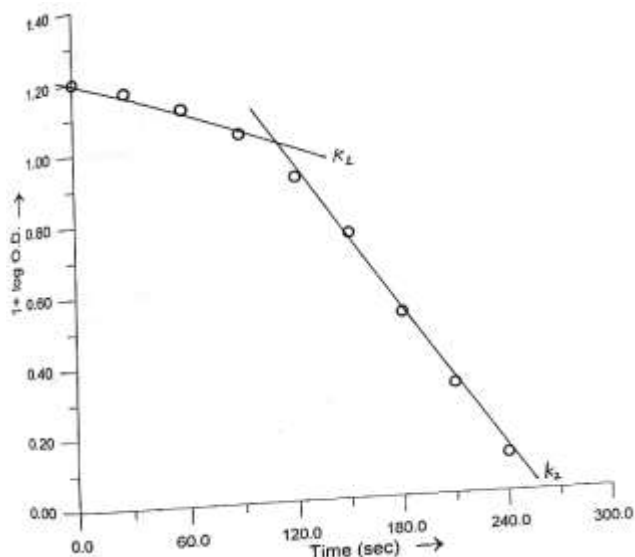


FIGURE1 : A TYPICAL RUN

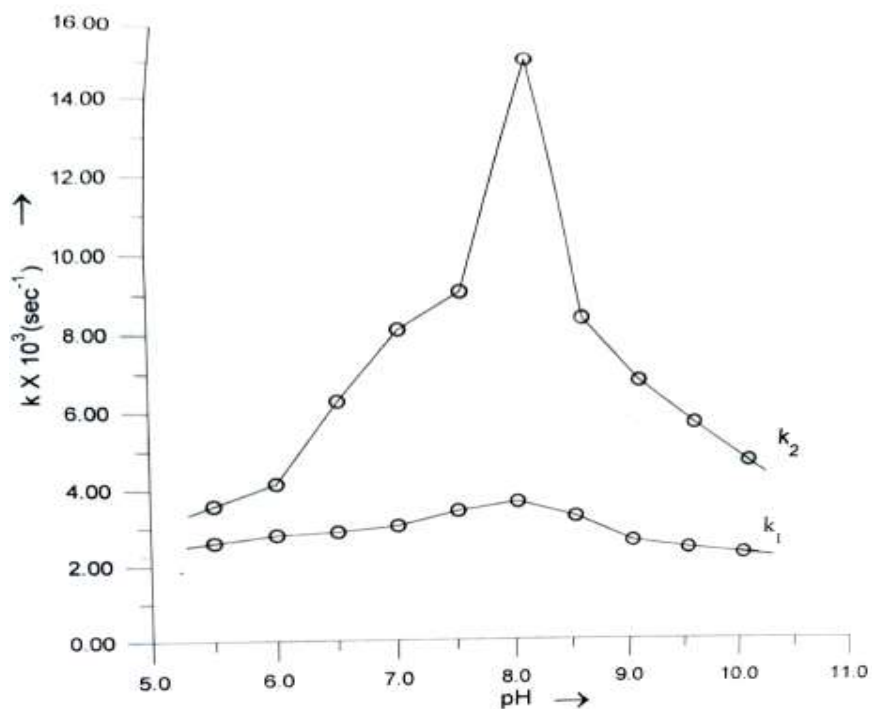
### EFFECT OF pH

The pH of the medium is expected to affect the rate of photochemical bleaching of Basic Fuchsin was investigated in the pH range 5.5 to 10.0. The experimental findings are reported in Table 2 and graphically presented in figure 2.

TABLE 2: EFFECT OF pH

[Basic Fuchsin] =  $5.00 \times 10^{-5}$  M      [Benzophenone] =  $1.65 \times 10^{-2}$  M

pH	Rate Constant ( sec <sup>-1</sup> )	
	$k_1 \times 10^3$	$k_2 \times 10^2$
5.5	2.62	0.36
6.0	2.84	0.42
6.5	2.94	0.64
7.0	3.12	0.83
7.5	3.54	0.93
8.0	3.8	1.53
8.5	3.42	0.87
9.0	2.75	0.71
9.5	2.56	0.60
10.0	2.42	0.50



**FIGURE 2: EFFECT OF pH**

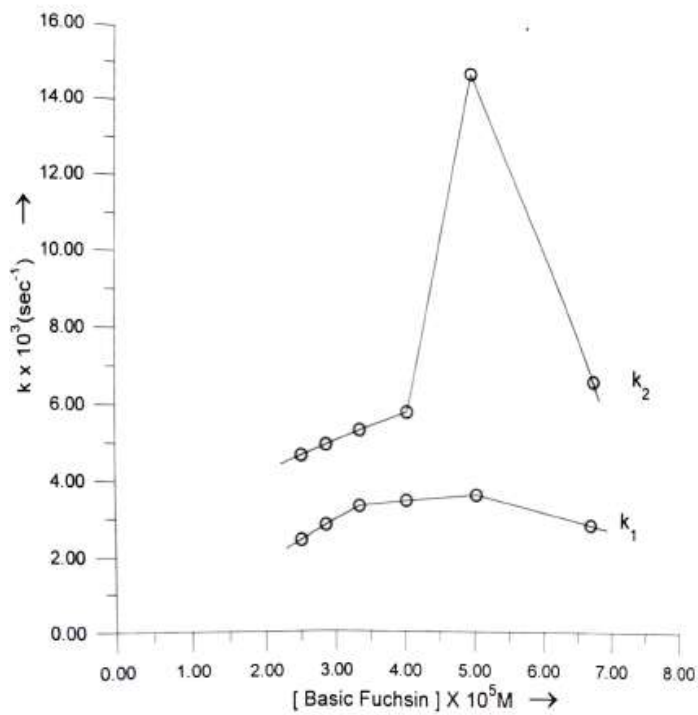
**EFFECT OF BASIC FUCHSIN CONCENTRATION**

Effect of variation of dye concentration was also studied by taking different concentration of basic fuchsin keeping all other factors constant. The experimental findings are reported in Table 3 and graphically presented in figure 3.

**TABLE 3: EFFECT OF BASIC FUCHSIN CONCENTRATION**[Benzophenone] =  $1.65 \times 10^{-2}$  M

pH = 8.0

[Basic Fuchsin] x $10^5$ M	Rate Constant ( $\text{sec}^{-1}$ )	
	$k_1 \times 10^3$	$k_2 \times 10^2$
2.50	2.52	0.48
2.85	2.94	0.51
3.33	3.46	0.55
4.00	3.62	0.60
5.00	3.80	1.53
6.66	3.00	0.69



**FIGURE 3: EFFECT OF EOSINE CONCENTRATION**

**EFFECT OF BENZOPHENONE CONCENTRATION**

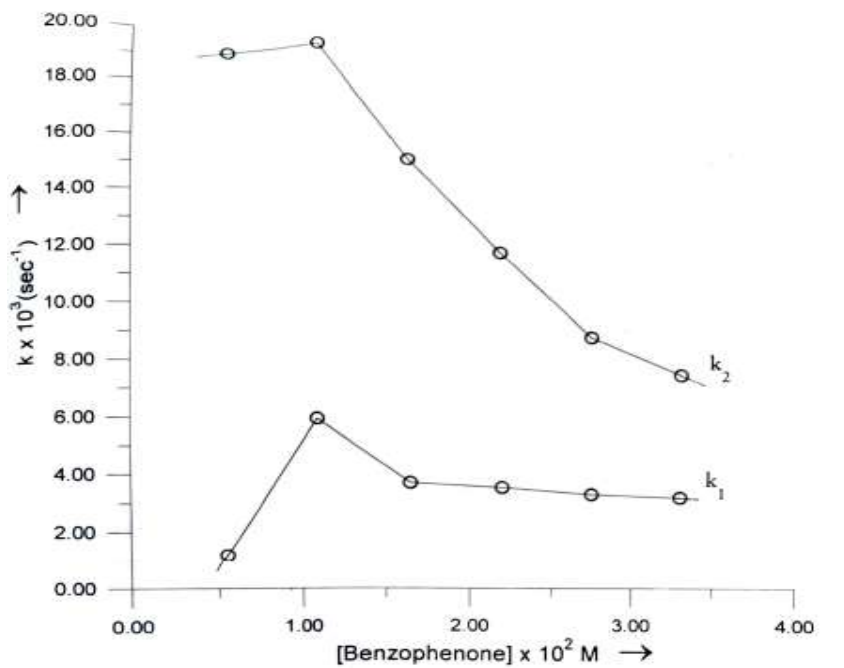
The concentration of benzophenone may also affect the rate of bleaching and therefore, different amounts of benzophenone were used. The results are reported in the table 4. The experimental findings are reported in Table 4 and graphically presented in figure 4.

**TABLE 4: EFFECT OF BENZOPHENONE CONCENTRATION**[Basic Fuchsin] =  $5.00 \times 10^{-5}$  M

pH = 8.0

[Benzophenone] $\times 10^2$ M	Rate Constant ( $\text{sec}^{-1}$ )	
	$k_1 \times 10^3$	$k_2 \times 10^3$
0.55	1.20	1.91
1.1	6.03	1.97
1.65	3.80	1.53
2.2	3.64	1.19
2.75	3.40	0.89
3.3	3.29	0.76

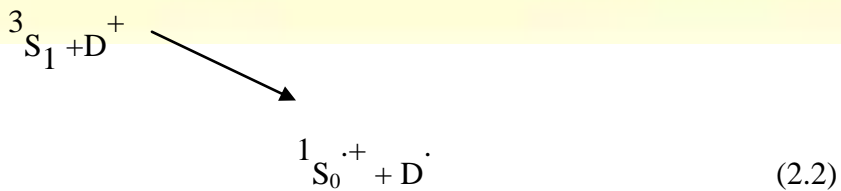
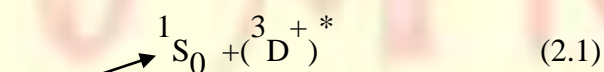


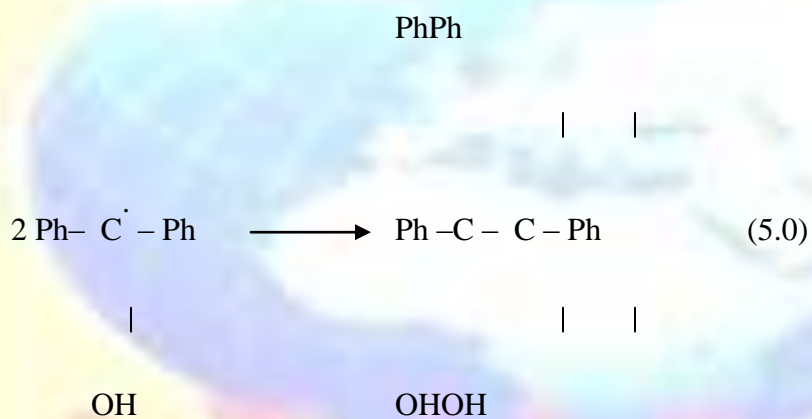
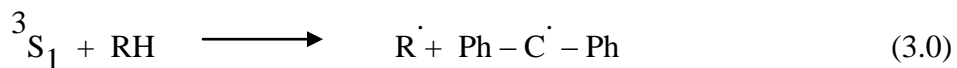


**FIGURE 4: EFFECT OF BENZOPHENONE CONCENTRATION**

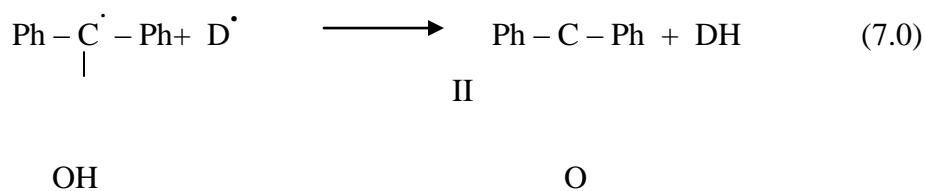
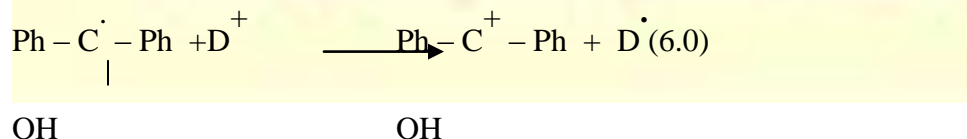
**MECHANISM**

On the basis of these observations, a tentative mechanism has been proposed for photochemical bleaching of Basic Fuchsin.





Ketyl radical



where S, D and RH represents sensitizer benzophenone, dye Basic Fuchsin and the solvent ethanol), respectively. The sensitizer benzophenone is excited to its singlet state ( $^1S_1$ ) from its ground state ( $^1S_0$ ), which on intersystem crossing yields triplet state of benzophenone ( $^3S_1$ ). This triplet state may react with cationic dye ( $D^+$ ) in two manners –

- (i) Transferring the energy to the dye molecule to excite it into its triplet state ( $^3D^{+*}$ ) and reverting the sensitizer to its singlet ground state ( $^1S_0$ ) and
- (ii) Abstraction of an electron from triplet state of sensitizer by the dye molecule to give the malachite green radical ( $\dot{D}$ ) and cationic radical of singlet ground state of the sensitizer ( $^1S_0^{.+}$ ).

The triplet excited state of sensitizer can easily abstract hydrogen radical from the hydrogen donor solvents like ethanol (RH), to generate a pair of ketyl and ethoxy radical. This ethoxy radical ( $\dot{R}$ ) can donate its electron to the cationic dye to convert the dye into radical form ( $\dot{D}$ ). Now, this ketyl radical may dimerize to give benzpinacol, however, it was detected by spot test only and that too after long exposure. On the other hand, the ketyl radical can convert cationic dye ( $D^+$ ) into dye radical ( $\dot{D}$ ). This dye radical ultimately abstract hydrogen from ketyl radical to oxidise it into original benzophenone, the sensitizer. In this process, the dye being reduce to DH.

## REFERENCES

1. F.Millich and G.Oster, J.Am. Chem. Soc., **81**, 1357 (1959).
2. S.Jockusch, H.J.Timpe, W.Schnavel and N.J.Turro, J. Photochem. Photobiol.,**96A**, 45 (1996).
3. S.Jain, J.Vardia, R.Ameta and S.C.Ameta, Energy Conver. Manage.,**45**,1233 (2004).
4. S.C.Ameta, S.Khamesara, Deepali Sharma and A.K.Chittora, Z. Phys. Chem.(leipzig) , **27**, 227 (1990).
5. A.K.Gupta, A.Pal and C.Sahoo, Dyes and Pigments, **69**, 224 (2006).
6. Y.M.A. Naguib, C. Steel, S. G. Cohen and M.A.Young, J. Photochem. Photobiol.,**96A**, 149 (1996).
7. B.Ohtani, M.Ye, H.Miyadzu, S.Nishimoto and T.Kagiya, J. Photochem. Photobiol.,**78A**, 19 (1994).
8. Y.Cao, H.Tan, T.Shi, T.Tang and J.Li , preparation of Ag-doped TiO<sub>2</sub> nanoparticles for photocatalytic degradation of acetamiprid in water, J.Chem. Technol. Biotechnol., 83, 546-552 (2008)
9. J.Shang, F.W.Zhao, T.Zhu, and J.Li, photocatalytic degradation of rhodamine B by dye sensitized TiO<sub>2</sub> under visible -light irradiation , Sci. China Chem., 54(1), 167-172 (2011)
10. J.Sima and P. Hasal, Photocatalytic degradation of textile dyes in a TiO<sub>2</sub>/ UV system, Chem. Eng. Trans., 32, 72-84 (2013)
11. M. Mehra and T.R.Sharma, photocatalytic degradation of two commercial dyes in aqueous phase using photocatalyst TiO<sub>2</sub> Adv. Appl. Sci. Res., 3,849-853 (2012)
12. S.K Bhar , S. Jana, A.Mondal and N.Mukherjee , Photocatalytic degradation of organic dye on porous iron sulfide film surface, J.Colloid Interface Sci. 393(1) 286-290(2013)
13. L.J.Hsu, L.T.Lee, and C.C.Lin, Adsorption and photocatalytic degradation of polyvinyl alcohol in aqueous solution using P-25 TiO<sub>2</sub>, Chem. Engg.J., 173, 698-705(2011)
14. M. Giahi, S.Habibi, S.Toutounchi, and M.Khavei, Photocatalytic degradation of anionic surfactant using zinc oxide nanoparticles ,Russ.J.Phys. Chem., 86(689-693(2012)