

A REVIEW ON NOVEL PYRIMIDINES ANALOGUES AS POTENTIAL TREATMENT FOR INFLAMMATORY DISORDERS

Sandeep Kumar^{a*}, Gurtej Singh^b, Jaiveer Singh^c

^a*Department of Chemistry, University college, Kurukshetra University, Kurukshetra 136119, India*

^b*Department of Chemistry, D.A.V College Cheeka, Kaithal, Haryana, 136034, India*

^c*Research Associate, Martin and Harris Laboratory Ltd., New Delhi, 110017, India*

Abstract

Pyrimidines are the fused heterocyclic ring systems, biologically active molecules including synthetic and natural products are the area of interest of many researchers all over the world. Synthetic manipulations of pyrimidines and their derivatives are being investigated worldwide for the development of more potent and efficient drugs for the treatment of various diseases such as inflammation, cancer, diabetes, HIV, tuberculosis etc, therefore it is important to gather the earlier information to understand the present status of pyrimidines. The present review article mainly focuses on the anti-inflammatory activity of pyrimidines and their analogue.

Keywords: Pyrimidines derivatives, anti-inflammatory, heterocycles.

1. Introduction

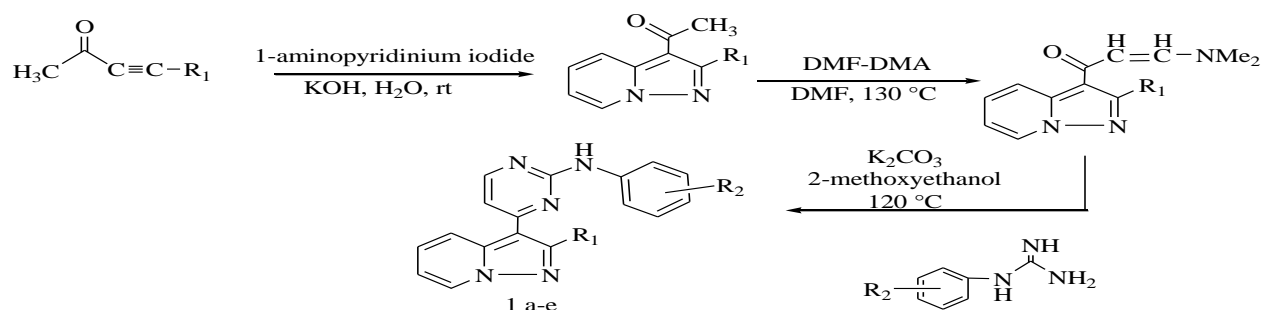
Synthesis of new chemical compounds is an interesting and active area of research [1-3]. Heterocyclic compounds form a special class of compounds due to their diverse usefulness in synthetic applications, and pharmaceuticals and also a major component of the natural products *etc.*, which exhibit enormous number of biological activities [4-7]. As the most of drugs contain a major part of heterocyclic rings in them, so synthetic analogues of new heterocyclic molecules [8-12] is one of the key factor used in the development and discovery of new drugs. Solvent phase synthesis, microwave assisted reactions [13, 14], development of new reagents [15, 16] for chemical synthesis and modern instrumental techniques [17, 18] have been reported in literature which is quite useful for rapid synthesis and identification of new heterocyclic compounds. A number of synthetic routes have been reported for synthesis of heterocyclic compounds and evaluated for biological activities [19-21], among them pyrimidine and their derivatives are very potent molecules which are very active to words various biological activities. Motivated by the various biological activities of pyrimidine and their derivatives, a report highlighting the synthesis and medicinal significance are included in this mini review article.

2. Pyrimidine and their derivatives As inflammation inhibitors

Inflammations are a protective mechanism of body to the foreign organisms, such as bacteria and viruses and bring the defense cell to the area of concern as well as destroy the external stimuli or repair the cell. Various types of inflammations pain, swelling and fever etc are promoted by prostaglandins (PGs) which is derived from arachidonic acid by the action of prostaglandin H. Cyclooxygenase (COX) exists in two isoforms COX-1 and COX-2 are expressed in most tissues, which is responsible for the production of prostaglandins. Cyclooxygenase-1 (COX-1) produces prostaglandins that mediate homeostatic functions and play an important role in Gastric mucosa, Kidney and Platelets where as cyclooxygenase-2 (COX-2) mediate inflammation, pain, and fever, which are induced mainly at sites of inflammation by cytokines enzyme and also control of cell growth. The production of cyclooxygenase (COX) is mainly inhibited due to action of nonsteroidal anti-inflammatory drugs (NSAIDs) which block the formation of prostaglandins (PGs) and result in inflammatory action of drugs. Various non specific non-steroidal anti-inflammatory drugs (NSAIDs) *i.e.* phenylbutazone, indomethacin, piroxicam, celecoxib, rofecoxib and valdecoxib are the COX inhibitor containing heterocyclic ring. Pyrimidine and their derivatives are very potent molecules which have very wide range of anti-inflammatory activities,

some of newly synthesized pyrimidine derivatives with their anti-inflammatory activities are discussed in this section.

A number of pyrimidine derivatives **1a-e**, Figure 1; have been reported [22] and their following reaction scheme mentioned below and evaluated their anti-inflammatory activity. These compounds are expected to be useful for treatment of inflammation related diseases



[a, R₂ = H, R₁=H; b, R₂ = 3-methoxy; R₁=H; c, R₂= 2-Me-5-Cl, R₁=H; d, R₂= H; , R₁=Ph; e. R₂ = 3-methoxy; , R₁=Ph

Figure 1

Sondhi et al., [23] have been reported a series of wide variety of dihydropyrimidine derivatives Figure 2; and, these compounds were screened for anti- inflammatory activity at a dose of 50 mg/kg p.o. Compounds **5** and **14** exhibited good anti-inflammatory which is better than most

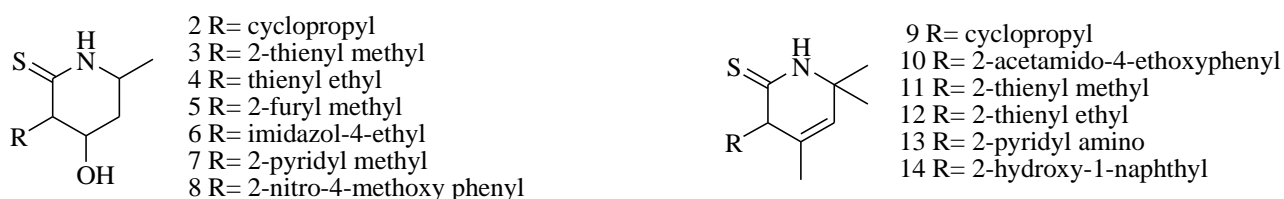


Figure 2

Commonly used standard drug Ibuprofen. Pyrimidine derivatives, Figure 3; synthesized by Sondhi et. al., [24] exhibited promising anti-inflammatory activity at a dose of 50 mg/kg p.o. and

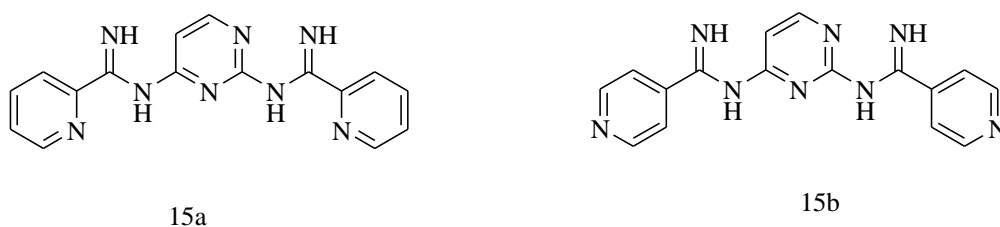


Figure 3

exhibited moderate activity. Synthesis and biological evaluation of thieno [20,30:4,5]pyrimido[1,2-b] [1,2,4]triazines and thieno[2,3-d][1,2,4]triazolo[1,5-a]pyrimidines have been reported by Ashour et. al., [25], Figure 4; and some of the compounds exhibited

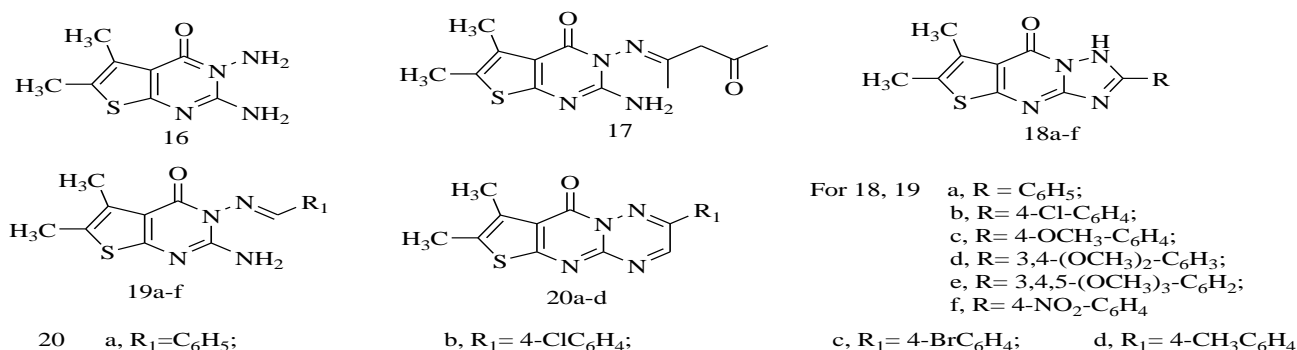


Figure 4

excellent anti-inflammatory activity up to 47% whereas standard drug diclofenac Na 33%. Synthesis and anti-inflammatory evaluation of pyrimidine derivatives, Figure 5; using the carrageenin induced paw oedema in albino rats has been reported by Sondhi et. at., [26] and compound **21c**, **23c** and **24b** exhibit good anti-inflammatory whereas the remaining

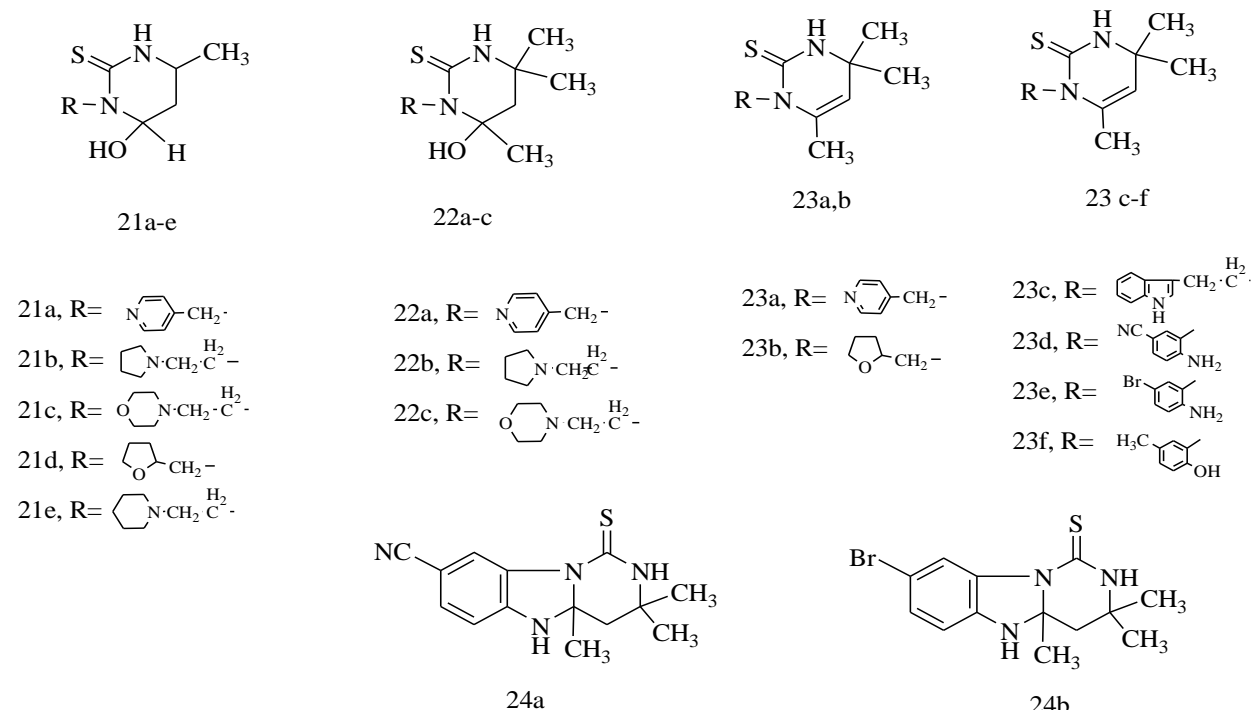


Figure 5

compounds showed moderate activity. Chetan M. Bhargat et. al., [27] have been reported a series of pyrimidine derivative and evaluated for anti-inflammatory activity, Figure 6.

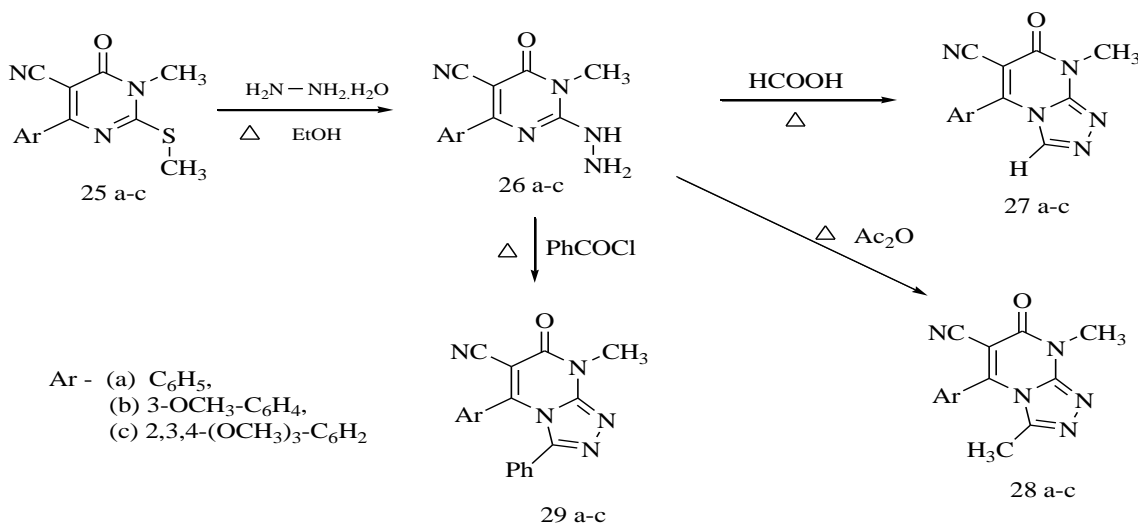


Figure 6

Among the tested compounds, **26b**, **25b**, showed better anti-inflammatory activity. In an international patent [28], Figure 7; synthesis and usefulness in the treatment of irritable bowel

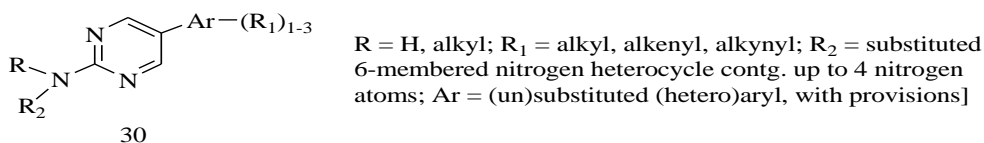
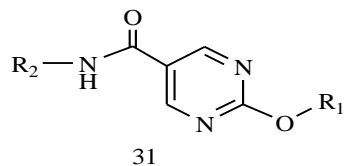
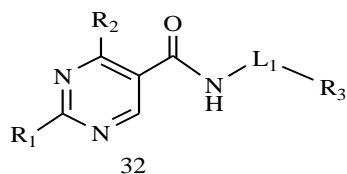


Figure 7

syndrome of pyrimidine derivatives. Several pyrimidine derivatives 31-34, Figure 8a, b; useful in the treatment of inflammatory diseases have been synthesized and reported in literature [29-32].

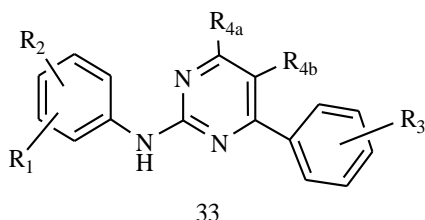


[R_1 = (un)substituted 5- or 6-membered unsatd. heterocyclyl or Ph; R_2 = unsatd. heterocyclyl contg. 1-3 heteroatom(s) selected from N, O, and S atoms contg. 0-2 no. of $\text{R}_3(\text{CH}_2)_m$ group(s), Ph contg. $\text{R}_3(\text{CH}_2)_m$ group(s) at one or both of 3- and 4-positions; m = 0-4; R_3 = halo, cyano, NO_2 , (un)substituted and (un)satd. heterocyclyl, (un)substituted NH_2 , COR_6 , OR_7 , SR_8 ; R_6 = H, HO, (un)substituted C_{1-6} alkoxy or NH_2 ; R_7 = H, (un)substituted C_{1-6} alkyl, C_{2-6} alkenyl, (un)substituted carbonyl; R_8 = H, (un)substituted C_{1-6} alkyl]

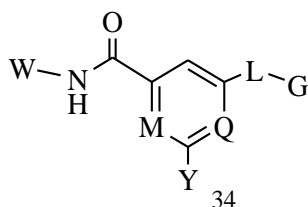


[wherein R_1 = (un)substituted (hetero)aryl or cycloalkyl; R_2 = H or alkyl; R_3 = - $\text{P}(=\text{O})(\text{alkoxy})_2$, $\text{Y}_1\text{Y}_1\text{N-SO}_2$ -, aryl, etc.; Y_1 , Y_2 = independently H or alkyl; L_1 = a bond or (un)substituted alkylene; and hydrates, solvates or N-oxides thereof, or pharmaceutically acceptable salts thereof]

Figure 8a



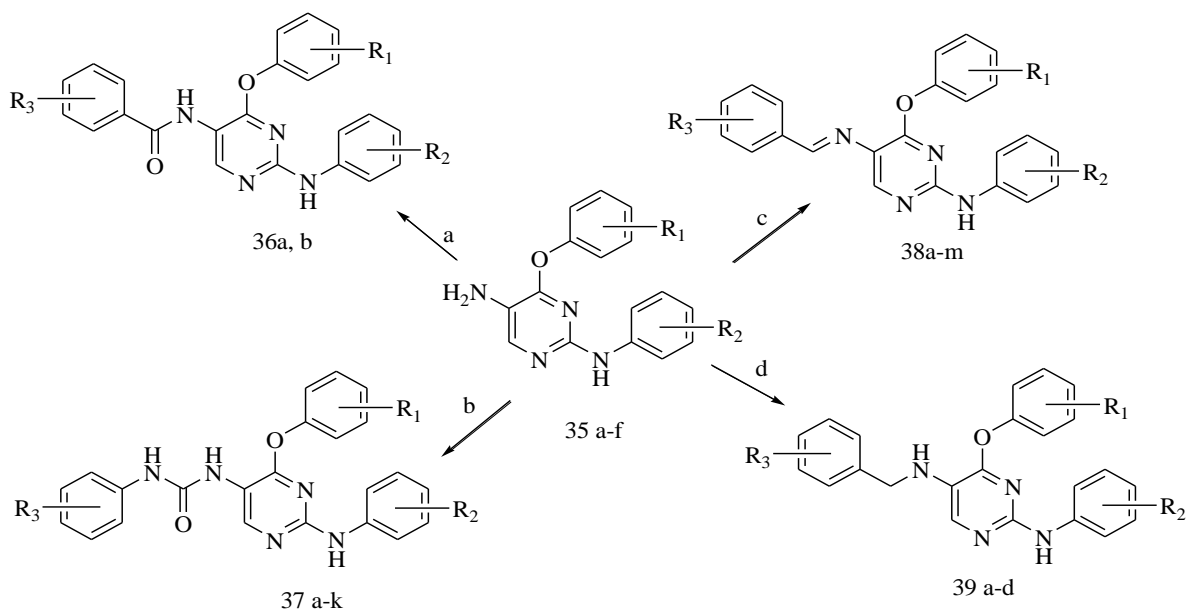
[R₁ = -XSO₂NR₅R₆ or -XSO₂R₈; X = alkylene, wherein alkylene can be bound to R₅ or R₆ to form a 5- or 6-membered heterocycle; R₅ and R₆ independently = H, alkyl, hydroxy-alkyl, alkenyl, cycloalkyl, cycloalkyl-alkyl etc.; or NR₅R₆ = (un)substituted 5- to 8-membered heterocycloalkyl; R₈ = (un)substituted alkyl, hydroxy-alkyl, alkenyl, cycloalkyl, cycloalkyl-alkyl or heterocycloalkyl-alkyl; R₂ = halo or H; R₃ independently = H, halo, OH, alkyl, cycloalkyl, alkylcycloalkyl, etc.; R_{4a} and R_{4b} independently = H, alkyl or NR_aR_b, wherein R_a and R_b independently = H or alkyl]



[G = alkylene-R₀, R₀ (wherein R₀ = alkyl, 3-7 membered heterocycloalkyl, 3-8 membered cycloalkyl); M = N or CR₁; Q = N or CR₂, provided that if Q = CR₂, then M = N; W = Ph-alkylenyl, pyridyl-alkylenyl, heteroaryl-alkylenyl; Y = alkyl, haloalkyl, hydroxyalkyl; L = 5-membered heteroaryl; R₁, R₂ = H or alkyl]

Figure 8b

Synthesis of novel Novel LCK/FMS inhibitors based on phenoxy pyrimidine have been synthesized by Farag et. at., [33] and scheme described below, Figure 9; Table 1. The



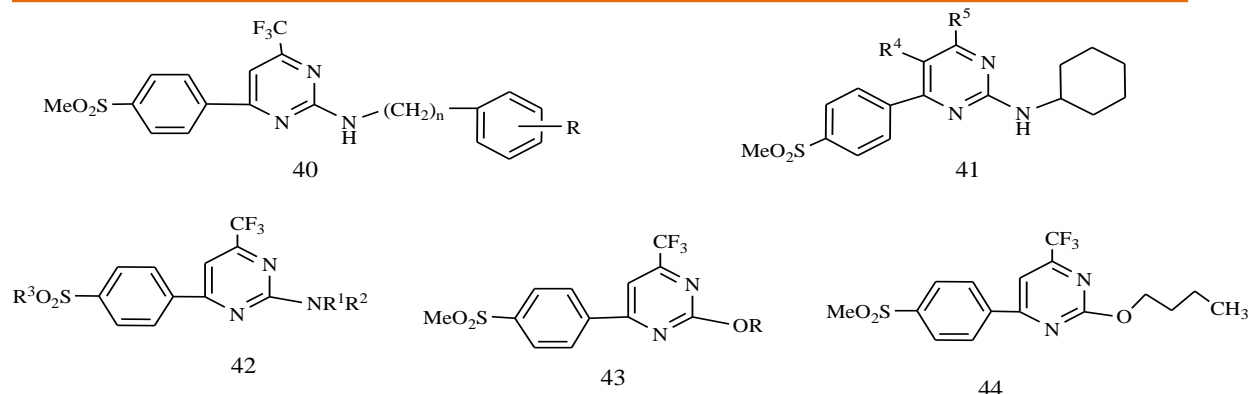
Scheme 1. Synthesis of compounds 36a,b, 37a-k, 38a-m and 39a-d. Reagents and conditions: (a) appropriate benzoyl chloride derivatives, DCM, 0–50 °C, 12 h; (b) appropriate phenyl isocyanate reagent, DCM, 0–50 °C, 12 h; (c) appropriate benzaldehyde derivative, anhydrous IPA, TFA, 80 °C, 6–12 h; (d) (i) appropriate benzaldehyde derivative, IPA, TFA, 80 °C, 6–12 h; (ii) NaBH₃CN, rt, 12 h.

Figure 9

Where compound	R ₁	R ₂	R ₃
36a	2-methoxy-4-methyl	3,5-dimethoxy	3,5-dimethoxy
36b	2-methoxy-4-methyl	4-morpholino	3,5-dimethoxy
37a	2-methoxy-4-methyl	3,5-dimethoxy	3,5-dimethoxy
37c	2-methoxy-4-methyl	3,5-dimethoxy	4-methoxy
37d	2-methoxy-4-methyl	3,5-dimethoxy	2,6-dichloro
37e	2-methoxy-4-methyl	4-morpholino	2,6-dichloro
37f	2-methoxy-4-methyl	4-morpholino	3,5-dichloro
37g	2-methoxy-4-methyl	4-morpholino	2-methoxy
37h	3-methoxy	4-morpholino	3,5-dimethoxy
37i	4-trifluoromethyl	4-morpholino	3,5-dimethoxy
37j	4-fluoro	4-morpholino	3,5-dimethoxy
37k	2-methoxy-4-methyl	4-morpholino	3,5-bis(trifluoromethyl)
38a	2-methoxy-4-methyl	4-morpholino	2,5-dimethoxy
38b	2-methoxy-4-methyl	4-morpholino	3,5-dimethoxy
38c	3-methoxy	4-morpholino	3,5-dimethoxy
38d	2-methoxy-4-methyl	4-morpholino	2-chloro
38e	2-methoxy-4-methyl	4-morpholino	3-chloro
38f	4-trifluoromethyl	4-morpholino	3,5-dimethoxy
38g	4-methoxy	4-morpholino	3,5-dimethoxy
38h	2-methoxy-4-methyl	4-morpholino	4-chloro
38i	4-fluoro	4-morpholino	3,5-dimethoxy
38j	2-methoxy-4-methyl	4-morpholino	3,5-dichloro
38k	2-methoxy-4-methyl	4-morpholino	3-trifluoromethoxy
38l	2-methoxy-4-methyl	4-morpholino	3-isopropoxy
38m	2-methoxy-4-methyl	4-morpholino	3,5-bis(trifluoromethyl)
39a	2-methoxy-4-methyl	4-morpholino	3,5-bis(trifluoromethyl)
39b	2-methoxy-4-methyl	4-morpholino	3-trifluoromethoxy
39c	2-methoxy-4-methyl	4-morpholino	4-trifluoromethoxy
39d	2-methoxy-4-methyl	4-morpholino	4-chloro

Table 1

compounds **7g** showed excellent selectivity profile and also selectively potent over FMS kinase (IC₅₀ value of 4.6 nM). Swarbrick *et. al* [34] have been synthesized a wide variety of [4-[4-(methylsulfonyl)phenyl]-6-(trifluoromethyl)-2-pyrimidinyl] amines and ethers (**40-44**), Figure 10 and screened them for COX-2 inhibition and selectivity. Among them compound **44** was found to be a potent and selective inhibitor with a favourable pharmacokinetic profile, high brain penetration and good efficacy in rat models of hypersensitivity. A number of



Where R_1 , R_2 , R_3 , R_4 , R_5 and n are various substituents

Figure 10

trisubstituted pyrimidine derivatives **46-49**, Figure 11; which are selective COX-2 inhibitors and hence useful in the treatment of inflammation have been synthesized and

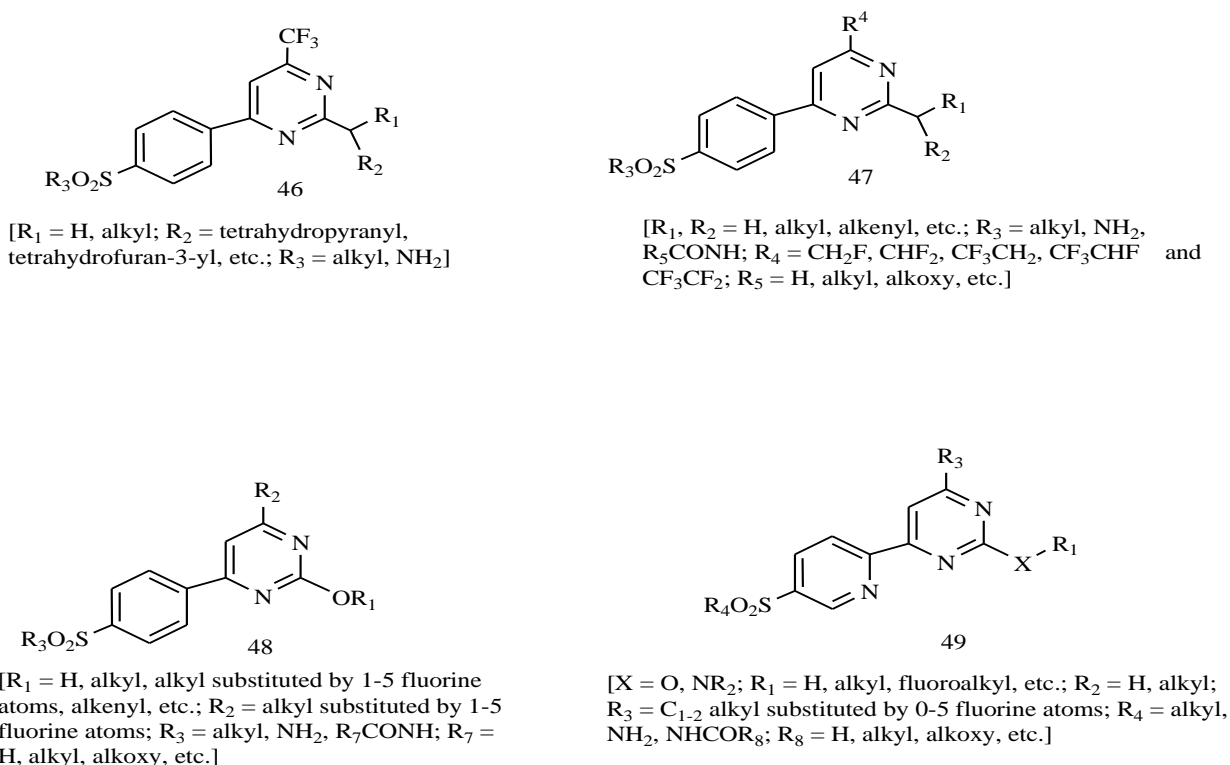


Figure 11;

disclosed in international patents [35-38]. 5-Ethoxycarbonyl-6-isopropylamino-4-(substituted phenyl)amino pyrimidine derivatives **50a-e** & **51** have been synthesized [39] by following reaction scheme mentioned below, Figure 12. On screening for anti-inflammatory and analgesic activities, compounds **50b, c** and **50 e** showed potent anti-inflammatory activity with very low

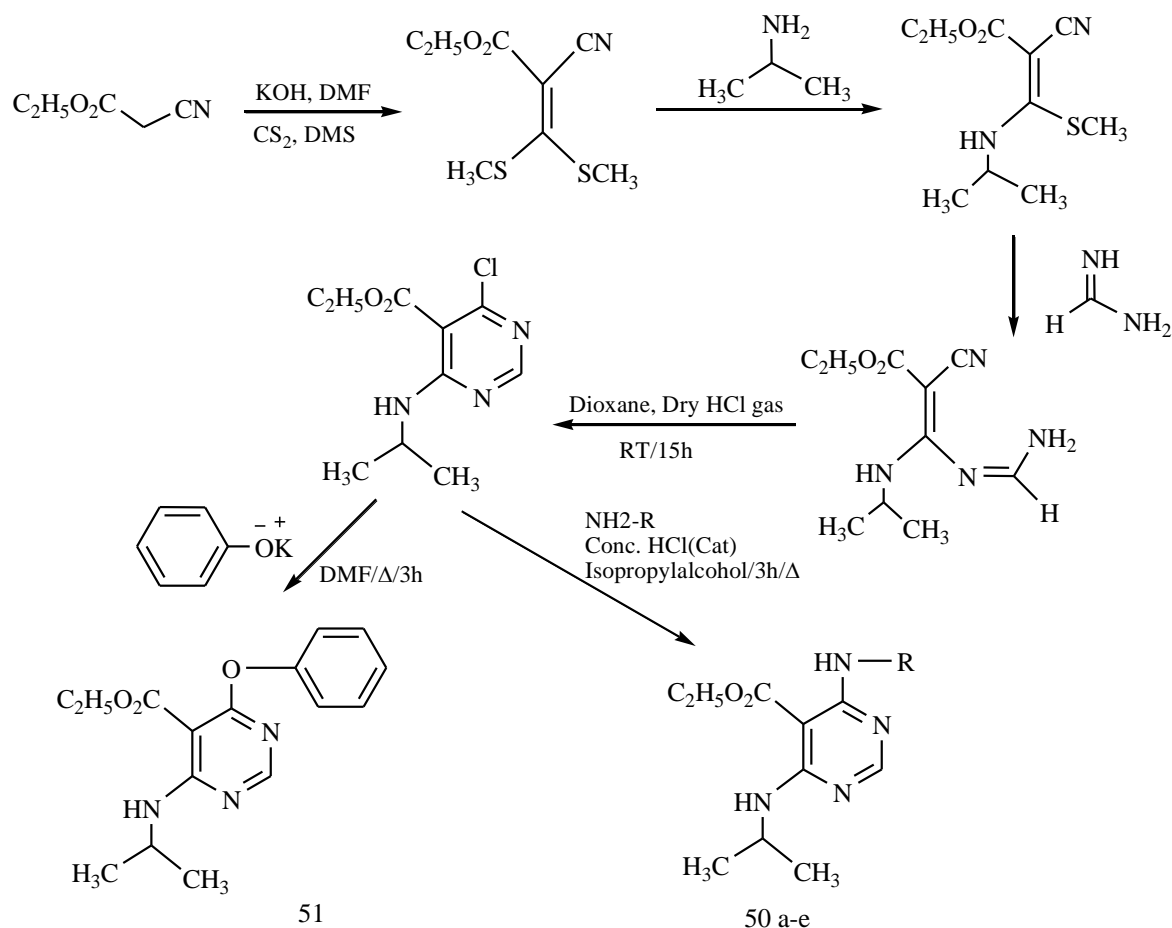
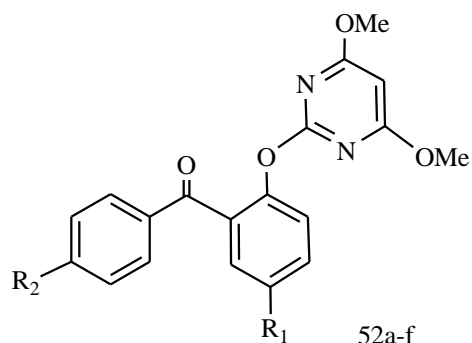


Figure 12

ulcerogenic potential when compared with that of celecoxib and dichlofenac sodium respectively. However ulcerogenic activity was more than celecoxib. Compound **50d** exhibited better analgesic activity than dichlofenac sodium (a standard drug). Several 2-(2-aryloxy)-4,6-dimethoxy pyrimidine derivatives **52a-f**, Figure 13; have been synthesized and screened for anti-inflammatory activity [40]. Compound **52e** exhibited anti-inflammatory activity better than



[a, R₁= CH₃, R₂= CH₃; b, R₁= CH₃, R₂= Cl; c, R₁= Cl, R₂= Cl; d, R₁= F, R₂= CH₃; e, R₁=F, R₂= Cl; f, R₁= Br, R₂= Cl]

Figure 13;

Figure 14; standard drugs *i.e.* aspirin and phenylbutazone. Gege *et.al.*, [41] synthesized amino cyclobutenedione-pyrimidine derivative **53**, Figure 14; which exhibited metalloprotease

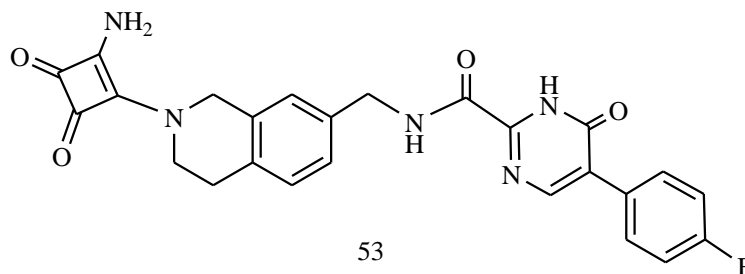


Figure 14

inhibitory activity and hence is useful in the treatment of inflammation. In an international patent [42], Figure 15; synthesis of pyrimidine derivative **54** which exhibited HSP-90 inhibitory activity and hence useful in the treatment of proliferative diseases such as cancer, inflammation,

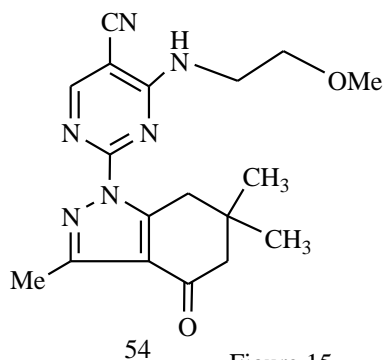
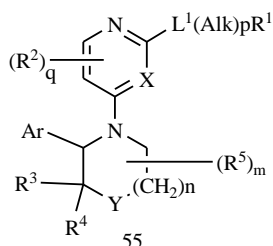


Figure 15

arthritis *etc.*, is described. Synthesis of pyrimidine derivatives **55**, Figure 16; which are p38 α kinase inhibitors and hence useful for treating immune or inflammatory disorders is reported in



[X = N, (un)substituted CH; Y = O, S, S(O), SO₂, (un)substituted CH₂, NH; when R₃R₄ = O, S, Y = (un)substituted CH₂, NH; L1 = covalent bond, linker atom or group; Alk = (un)substituted aliph., heteroaliph.; p = 0, 1; n = 0-3; when n = 0, Y = (un)substituted CH₂; Ar = (un)substituted arom., heteroarom.; m = 0-3; q = 0-2; R₁ = H, halogen, CN, NO₂, (un)substituted cycloaliph., polycycloaliph., heterocycloaliph., arom., heteroarom.; when L₁ = bond and p = 0, R₁ = H, halogen, CN, NO₂; R₂ = H, halogen, CN, (un)substituted alkyl, OH, SH, CO₂H; R₃, R₄ = H, R₅; R₃R₄ = O, S; R₅ = H, O, S, (un)substituted alkyl, OH, SH, CN, CO₂H]

Figure 16

literature [43]. Bahekar *et. al* [44] synthesized [4,6-(4-substituted aryl)-2-thioxo-1,2,3,4-tetrahydropyrimidin-5-yl]-acetic acid derivatives **56a-c** by following reaction scheme, Figure 17; mentioned below. Out of eighteen compounds screened for anti-inflammatory activity compound **56b** (R₁=Cl; R=OCH₃) exhibited good anti-inflammatory activity.

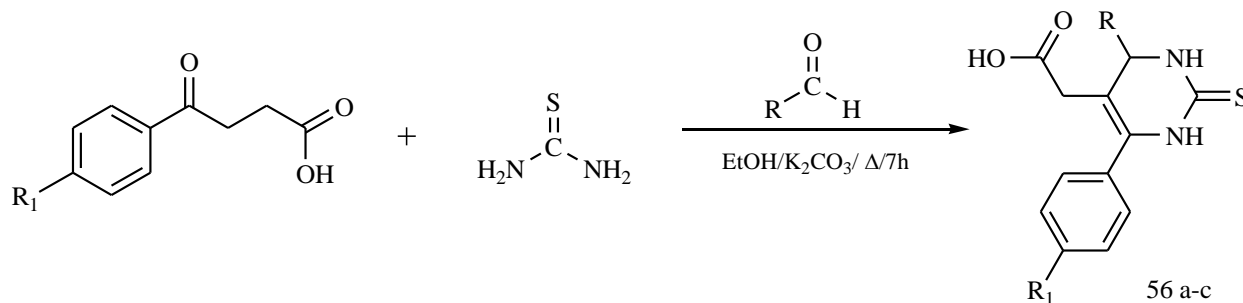


Figure 17

[R = aryl, R₁ = H, Cl, CH₃]

3. Conclusion

Pyrimidines are not only excellent molecules for synthetic manipulations but also possess a large number of multiple biological and medicinal properties among them anti-inflammatory activity is one of good application of pyrimidines and their derivatives. Most of the clinical studies reveal the excellent bioavailability and maximum tolerance in the human body. Therefore from last few decade main focus of researcher are on the synthesis of different pyrimidines analogues in seek of novel and more potent drugs. The present review article mainly compiles the pyrimidines analogues have largely been targeted for their anti-inflammatory activity not only for multiple biological but also for design of novel pyrimidines molecules with enhanced medicinal properties.

Acknowledgements

The authors acknowledge Kurukshetra University and I. I. T. Roorkee, for providing facilities.

References

1. Abha Chaudhary and Pralay Das. Strategies for functionalized benzocycloheptene amines synthesis. *Current Organic Chemistry*, 2015, 19, 179-196.
2. Lal, Kashmiri & Rani, Poonam. (2016). Recent developments in copper nanoparticle-catalyzed synthesis of 1,4-disubstituted 1,2,3-triazoles in water. *Arkivoc. Part (i)*. 307 - 341. 10.3998/ark.5550190.p009.593.
3. M. Sondhi, Sham & Rani, Reshma. (2010). Microwave-mediated one step synthesis of tri- and tetracyclic heterocyclic molecules. *Green Chemistry Letters and Reviews*. 3. 115-120. 10.1080/17518250903583706.
4. Abha Chaudhary, Swati Sood, Pralay Das, Pushpinder Kaur, Isha Mahajan, Arvind Gulati, Bikram Singh. Synthesis of novel antimicrobial aryl himachalene derivatives from naturally occurring himachalenes. *EXCLI Journal* 2014, 13, 1216-1225.
5. Abha Chaudhary, Pralay Das, Awanish Mishra, Pushpinder Kaur, Bikram Singh, Rajesh K. Goel. Naturally occurring himachalenes to benzocycloheptene amino vinyl bromide derivatives: as antidepressant molecules. *Molecular Diversity* 2012, 16, 357-366.
6. Yadav, Pinki & Lal, Kashmiri. (2016). Recent Advancements In 1, 4-Disubstituted 1H-1,2,3-Triazoles As Potential Anticancer Agents. *Anti-cancer agents in medicinal chemistry*. 16. . 10.2174/1871520616666160811113531.
7. Lal, Kashmiri. (2016). Green synthesis and antibacterial evaluation of isatin-oxime-triazole conjugates. *Chemistry & biology*. 6. 234.
8. Sham M. Sondhi, Sandeep Kumar, Nikhil Kumar, Partha Roy, "Synthesis anti-inflammatory and anticancer activity evaluation of some pyrazole and oxadiazole derivatives" *Med Chem Res*, (2012) 21:3043-3052. ISSN: 10542523 (Print) 15548120 (Online).
9. Sandeep Kumar, Nikhil Kumar, Partha Roy and Sham M. Sondhi, "Efficient synthesis of piperazine-2,6-dione and 4-(1H-indole-2-carbonyl)piperazine-2,6-dione derivatives and their evaluation for anticancer activity". *Med Chem Res*, (2013) 22:4600-4609. ISSN: 10542523 (Print) 15548120 (Online).
10. Surbhi Arya, Sandeep Kumar, Reshma Rani, Nikhil Kumar, Partha Roy and S. M. Sondhi, "Synthesis, anti-inflammatory and cytotoxicity evaluation of 9,10-dihydroanthracene-9,10- α,β -

succinimide and bis succinimide derivatives”, *Med Chem Res*, (2013) 22: 4278-4285. ISSN: 10542523 (Print) 15548120 (Online).

11. Sandeep Kumar, Nikhil Kumar, Partha Roy and Sham M. Sondhi, “Efficient synthesis of heterocyclic compounds derived from 2,6-dioxopiperazine derivatives and their evaluation for anti-inflammatory and anticancer activities” *Med Chem Res*, 23, 3953 (2014). ISSN: 10542523 (Print) 15548120 (Online).
12. Sandeep Kumar, Nikhil Kumar, Partha Roy and Sham M. Sondhi, “Synthesis, anti-inflammatory and anticancer activity evaluation of isoindole, pyrrolopyrazine, benzimidazoisoindole and benzimidazopyrrolopyrazine derivatives” *Molecular diversity*, (2013) 17:753–766. ISSN: 1573-501X (electronic version).
13. Sham M. Sondhi, Sandeep Kumar, Reshma Rani, Ajanta Chakraborty, and Partha Roy, *J. Het. Chem. Heterocyclic Chem.*, 50, 252 (2013). Online ISSN: 19435193
14. Sandeep Kumar, Anuj Kumar, Nikhil Kumar, Partha Roy and Sham M. Sondhi, “Grinding and microwave-assisted synthesis of heterocyclic molecules in high yields and their biological evaluation” *Journal of Heterocyclic Chemistry*, 53: 1761–1770 (2016). DOI 10.1002/jhet.2481.
15. Khurana, J.M., Magoo, D., “pTSA-catalyzed one-pot synthesis of 12-aryl-8,9,10,12-tetrahydrobenzo[a]xanthen-11-ones in ionic liquid and neat conditions.” *Tetrahedron Lett.*, 50, 4777 (2009).
16. Khurana, J.M.; Kumar, S., “Tetrabutylammonium bromide (TBAB): a neutral and efficient catalyst for the synthesis of biscoumarin and 3,4-dihydropyrano[c]chromene derivatives in water and solvent-free conditions.” *Tetrahedron Lett.*, 50, 4125 (2009).
17. Reepmeyer, J.C., d'Avignon, D.A., “Structure elucidation of thioketone analogues of sildenafil detected as adulterants in herbal aphrodisiacs.” *J. Pharm. Biomed. Anal.*, 49, 145 (2009).
18. Silverstein, R.M., Webster, F.X. (Ed), “Spectrometric Identification of Organic Compounds.” John Wiley & Sons, New York (2008).
19. Naresh Kumar, Sandeep Kumar, Sheenu Abbat, Kumar Nikhil, Sham M. Sondhi, Prasad V. Bharatam, Partha Roy, Vikas Pruthi, “Ferulic acid amide derivatives as anticancer and antioxidant agents: synthesis, thermal, biological and computational studies” *Med Chem Res*, 25, 1175-1192 (2016).
20. M. Sondhi, Sham & Dinodia, Monica & Singh, Jaiveer & Rani, Reshma. (2007). *Heterocyclic Compounds as Anti-Inflammatory Agents. Current Bioactive Compounds*. 3. 91-108. 10.2174/157340707780809554.

21. M Sondhi, Sham & Singh, Jaiveer & Rani, Reshma & P Gupta, P & Agrawal, Dr. Satyam Kumar & Saxena, Ajit. (2009). Synthesis, anti-inflammatory and anticancer activity evaluation of some novel acridine derivatives. *European journal of medicinal chemistry*. 45. 555-63. 10.1016/j.ejmech.2009.10.042.
22. Ha, H.-H., Kim, J.S., Kim, B.M., "Novel heterocycle-substituted pyrimidines as inhibitors of NF- κ B transcription regulation related to TNF- α cytokine release." *Bioorg. Med. Chem. Lett.*, 18, 653 (2008).
23. Sham M Sondhia, Monica Dinodia, Reshma Rani, Rakesh Shukla & Ram Raghubir, "Synthesis, anti-inflammatory and analgesic activity evaluation of some pyrimidine derivatives", *Indian Journal of Chemistry*, Vol. 49B, February 2009, pp. 273-281
24. Sham M. Sondhi, Reshma Rani, Partha Roy, S. K. Agrawal, and A. K. Saxena, "Synthesis, Anti-Inflammatory, and Anticancer Activity Evaluation of Some Heterocyclic Amidine and Bis-Amidine Derivatives, *J. Heterocyclic Chem.*, 48, 921 (2011).
25. Hayam M. Ashour, Omaira G. Shaaban, Ola H. Rizk, Ibrahim M. El-Ashmawy, "Synthesis and biological evaluation of thieno [20,30:4,5]pyrimido[1,2-b] [1,2,4]triazines and thieno[2,3-d][1,2,4]triazolo[1,5-a]pyrimidines as anti-inflammatory and analgesic agents" *European Journal of Medicinal Chemistry* 62 (2013) 341-351.
26. Sham M. Sondhi, Jaiveer Singh, S. K. Agrawal, A. K. Saxena, "Partha Roy Synthesis of pyrimidine and condensed pyrimidine derivatives and their evaluation for anti-inflammatory activity" *Med Chem Res* (2012) 21:91-99.
27. Chetan M. Bhargat, M. Irfan Ali, B. Ramesh, G. Ramu, "Novel pyrimidine and its triazole fused derivatives: Synthesis and investigation of antioxidant and anti-inflammatory activity" *Arabian Journal of Chemistry* (2014) 7, 986-993.
28. Chianelli, D., Molteni, V., Li, X., Liu, X., Nabakka, J., Loren, J., "Preparation of 2-heteroarylaminopyrimidine derivatives as protein kinase inhibitors." *PCT Int. Appl. WO* 2009026204, C.A. 150, 283069 (2009).
29. Urade, Y., Shigeno, K., Tanaka, Y., Kuze, J., Tsuchikawa, M., Hosoya, T., "Preparation of pyrimidine-5-carboxamide derivatives as prostaglandin D synthase inhibitors." *Jpn. Kokai Tokkyo Koho JP* 2007051121, C.A. 146, 295939 (2007).
30. Aldous, S.C., Jiang, J.Z., Lu, J., Ma, L., Mu, L., Munson, H.R., Sabol, J.S., Thurairatnam, S., Vandeusen, C.L., "Preparation of pyrimidine amide derivatives as prostaglandin D synthase inhibitors." *PCT Int. Appl. WO* 2007041634, C.A. 146, 402004 (2007).

31. Wabnitz, P., Schauerte, H., Allgeier, H., Augustin, M., Zeitlmann, L., Pleiss, M.A., Stumm, G., Mueller, A., "Preparation of pyrimidine derivatives as inhibitors of cyclin-dependent kinases." PCT Int. Appl. WO 2008129070, C.A.149, 513857 (2008).
32. Schnute, M.E., Carroll, J.N., Hanau, C.E., McReynolds, M.D., Scholten, J.A., McDonald, J.J., Grapperhaus, M.L., Massa, M.A., Ruminski, P.G., Schmidt, M.A., Stroback, J.W., Hamper, B.C., Fletcher, T.R., Rogers, M.D., O'Brien, P.M., Nahra, J., Morris, M.A., Roark, W.H., "Preparation of pyrimidine and pyridine derivatives as anti-inflammatory agents." PCT Int. Appl. WO 2009016498, C.A., 150, 214410 (2009).
33. A.K. Farag, A. Elkamhawy, A.M. Londhe, K.-T. Lee, A.N. Pae, E.J. Roh, "Novel LCK/FMS inhibitors based on phenoxy pyrimidine scaffold as potential treatment for inflammatory disorders", European Journal of Medicinal Chemistry (2017), doi: 10.1016/j.ejmech.2017.10.003.
34. Swarbrick, M.E., Beswick, P.J., Gleave, R.J., Green, R.H., Bingham, S., Bountra, C., Carter, M.C., Chambers, L.J., Chessell, I.P., Clayton, N.M., Collins, S.D., Corfield, J.A., Hartley, C.D., Kleanthous, S., Lambeth, P.F., Lucas, F.S., Mathews, N., Naylor, A., Page, L.W., Payne, J.J., Pegg, N.A., Price, H.S., Skidmore, J., Stevens, A.J., Stocker, R., Stratton, S.C., Stuart, A.J., Wiseman, J.O., "Identification of [4-[4-(methylsulfonyl)phenyl]-6-(trifluoromethyl)-2-pyrimidinyl] amines and ethers as potent and selective cyclooxygenase-2 inhibitors." Bioorg. Med. Chem. Lett., 19, 4504 (2009).
35. Carter, M.C., Naylor, A., Pass, M., Payne, J.J., Pegg, N.A., "Preparation of substituted pyrimidines as selective cyclooxygenase-2 inhibitors." PCT Int. Appl. WO 2002018374, C.A. 136, 216760 (2002).
36. Green, R.H., Hartley, C.D., Naylor, A., Payne, J.J., Pegg, N.A., "Preparation of pyrimidin-2-amines as selective inhibitors of COX-2." PCT Int. Appl. WO 2002096427, C.A. 138, 14066 (2003).
37. Naylor, A., Payne, J.J., Pegg, N.A., "Preparation of pyrimidine derivatives as selective COX-2 inhibitors." PCT Int. Appl. WO 2002096885, C.A. 138, 14067 (2003).
38. Weingarten, G., Bravi, G., "Preparation of pyrimidine derivatives as selective COX-2 inhibitors for treating pain, fever and inflammation." PCT Int. Appl. WO 2004018452, C.A. 140, 235741(2004).
39. Chhabria, M.T., Bhatt, H.G., Raval, H.G., Oza, P.M., "Synthesis and biological evaluation of some 5-ethoxycarbonyl-6-isopropylamino-4-(substituted phenyl)aminopyrimidines as potent analgesic and anti-inflammatory agents." Bioorg. Med. Chem. Lett., 17, 1022 (2007).
40. Venu, T.D., Khanum, S.A., Firdouse, A., Manuprasad, B.K., Shashikanth, S., Mohamed, R., Vishwanth, B.S., "Synthesis and anti-inflammatory activity of 2-(2-aryloxy)-4,6-dimethoxy pyrimidines." Bioorg. Med. Chem. Lett., 18, 4409 (2008).

41. Gege, C., Chevrier, C., Gallagher, B.M.J., Taveras, A., "Aminocyclobutane dione -pyrimidine derivatives as metalloprotease inhibitors and their preparation, pharmaceutical compositions and use in the treatment of inflammation." PCT Int. Appl. WO 2008109178, C.A. 149, 355919 (2008).
42. Huang, K.H., Smith, E.D., Veal, J., "Pyrimidine and pyrazine derivatives as HSP-90 inhibitors and their preparation, pharmaceutical compositions and use in the treatment of proliferative diseases." PCT Int. Appl. WO 2008024974, C.A. 148, 285211 (2008).
43. Davis, J.M., Langham, B.J., Naik, M., Brookings, D.C., Cubbon, R.J., Franklin, R.J., "Preparation of pyridine and pyrimidine derivatives as p38 α kinase inhibitors." PCT Int. Appl. WO 2003045941, C.A. 139, 22224 (2003).
44. Bahekar, S.S., Shinde, D.B., "Synthesis and anti-inflammatory activity of some [4,6-(4-substituted aryl)-2-thioxo-1,2,3,4-tetrahydro-pyrimidin-5-yl]-acetic acid derivatives." Bioorg. Med. Chem. Lett., 14, 1733 (2004).