

## AGE OF MARRIAGE: A CASE STUDY OF LAMANI TRIBE IN BELLARY DISTRICT OF KARNATAKA

Dr. V. Jagadeesh\*

**Key Words:** Puberty, Marriage, Age, Stage and Institution.

### **Introduction:**

The institution of marriage occupies an important place among all the social institutions. Among the Lamanis of Bellary district, the age at the time of marriage was found less than 13 years. It is evident that early marriage which can be classified as child marriage is common among them. They consider and believe that where a girl attains her puberty, she has to be married because puberty itself is an indication of a girl's stage of marriage. Early marriages made women as a child bearing machine at an early stage. It affects the physical health of the mother and child and cripples the potentiality of present and future generation. Therefore the following tables have been devoted to the study on age of marriage among Lamanis in seven talukas of Bellary District.

### **Methodology**

The field work and data collection were conducted in four stages that is pilot survey, tool testing survey extensive and intensive many surveys in two stage. All together for period of eleven months during holidays of my college were spent in the field between June 2009 to May 2012. The Banjara house holds spreading over 7 Talukas of Bellary District have been covered for data collection. Field methods like schedule, Genealogy interview, Case study and secondary sources were also collected the total sample has comprised households.

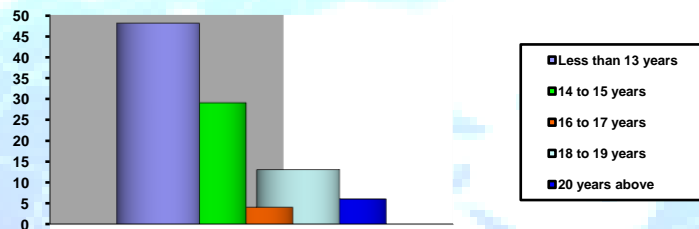
\* Associate Professor, Deptt. of Anthropology, Karnatak Arts College, Karnatak University, Dharwad.

## Desiccation

Table- 1

## Age at Marriage among Bellary Taluk Lamani women.

| Sl.No | Age group          | No of females | Percent |
|-------|--------------------|---------------|---------|
| 1     | Less than 13 years | 48            | 48      |
| 2     | 14 to 15 years     | 29            | 29      |
| 3     | 16 to 17 years     | 4             | 4       |
| 4     | 18 to 19 years     | 13            | 13      |
| 5     | 20 years above     | 6             | 6       |
|       | Total              | 100           | 100     |

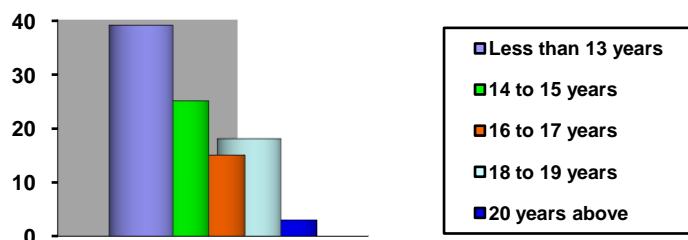


The above table shows that out of 100 female respondents, 48 percent females age at marriage is less than 13 years. 29 percent is 14 to 15 years, 4 percent is 16 to 17 years, 18 to 19 years is 13 percent and only 6 percent of females age at marriage is above 20 years. The data reveals the fact that less than majority of females age at marriage is less than thirteen years in Bellary taluk Lamanis women.

Table- 2

## Age at Marriage among Hospet Taluk Lamani women.

| Sl.No | Age group          | No of females | Percent |
|-------|--------------------|---------------|---------|
| 1     | Less than 13 years | 39            | 39      |
| 2     | 14 to 15 years     | 25            | 25      |
| 3     | 16 to 17 years     | 15            | 15      |
| 4     | 18 to 19 years     | 18            | 18      |
| 5     | 20 years above     | 3             | 3       |
|       | Total              | 100           | 100     |

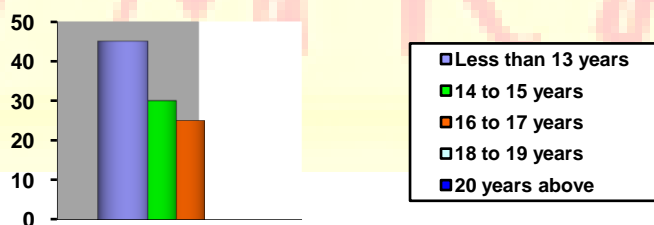


The above table shows that out of 100 female respondents, 39 percent females age, at marriage is less than 13 years. 25 percent is 14 to 15 years, 15 percent is 16 to 17 years, 18 to 19 years is 18 percent and only 3 percent of females age at marriage is above 20 years. The data reveals the fact that less than majority of females age at marriage is less than thirteen years in Hospet taluk Lamani women.

**Table- 3**

**Age at Marriage among Siruguppa Taluk Lamani women.**

| Sl.No | Age group          | No of females | Percent |
|-------|--------------------|---------------|---------|
| 1     | Less than 13 years | 45            | 45      |
| 2     | 14 to 15 years     | 30            | 30      |
| 3     | 16 to 17 years     | 25            | 25      |
| 4     | 18 to 19 years     | -             | -       |
| 5     | 20 years above     | -             | -       |
|       | Total              | 100           | 100     |

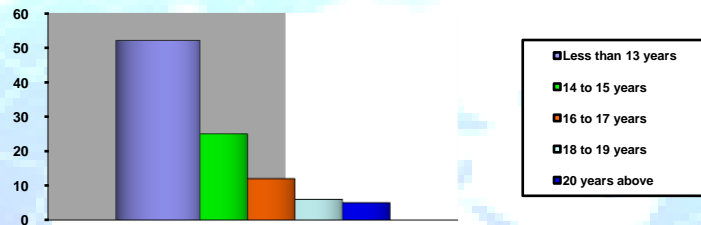


The above table shows that out of 100 female respondents, 45 percent females age, at marriage is less than 13 years. 30 percent is 14 to 15 years, 25 percent is 16 to 17 years, 18 to 19 years is none and none of females age at marriage is above 20 years. The data reveals the fact

that less than majority of females age at marriage is less than thirteen years in Siruguppa taluk Lamanis women.

**Table- 4****Age at Marriage among Sandur Taluk Lamani women.**

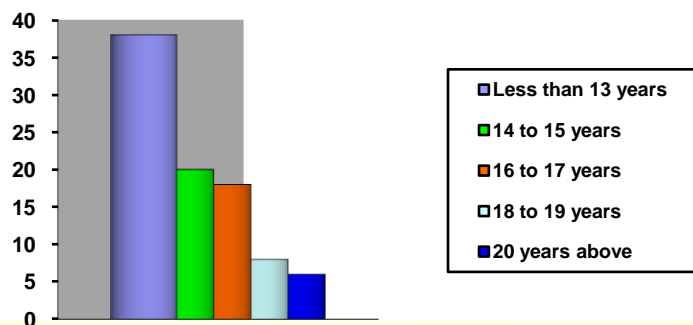
| Sl.No | Age group          | No of females | Percent |
|-------|--------------------|---------------|---------|
| 1     | Less than 13 years | 52            | 52      |
| 2     | 14 to 15 years     | 25            | 25      |
| 3     | 16 to 17 years     | 12            | 12      |
| 4     | 18 to 19 years     | 6             | 6       |
| 5     | 20 years above     | 5             | 5       |
|       | Total              | 100           | 100     |



The above table shows that out of 100 female respondents, 52 percent females age, at marriage is less than 13 years. 25 percent is 14 to 15 years, 12 percent is 16 to 17 years, 18 to 19 years is 6 percent and only 5 percent of females age at marriage is above 20 years. The data reveals the fact that less than majority of females age at marriage is less than thirteen years in Sandur taluk Lamanis women.

**Table- 5****Age at Marriage among Hagaribommanahalli Taluk Lamani women.**

| Sl.No | Age group          | No of females | Percent |
|-------|--------------------|---------------|---------|
| 1     | Less than 13 years | 38            | 38      |
| 2     | 14 to 15 years     | 20            | 20      |
| 3     | 16 to 17 years     | 18            | 18      |
| 4     | 18 to 19 years     | 8             | 8       |
| 5     | 20 years above     | 6             | 6       |
|       | Total              | 100           | 100     |

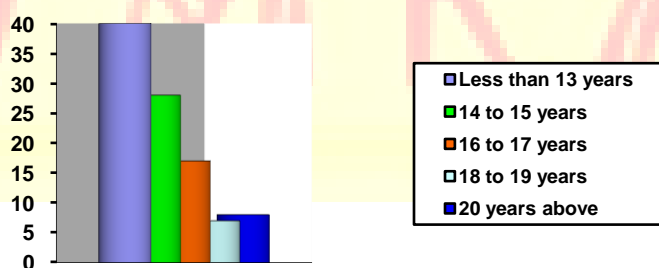


The above table shows that out of 100 female respondents, 38 percent females age, at marriage is less than 13 years. 20 percent is 14 to 15 years, 18 percent is 16 to 17 years, 18 to 19 years is 8 percent and only 6 percent of females age at marriage is above 20 years. The data reveals the fact that less than majority of females age at marriage is less than thirteen years in Hagaribommanahalli taluk Lamanis women.

**Table- 6**

**Age at Marriage among Kudligi Taluk Lamani women.**

| Sl.No | Age group          | No of females | Percent |
|-------|--------------------|---------------|---------|
| 1     | Less than 13 years | 40            | 40      |
| 2     | 14 to 15 years     | 28            | 28      |
| 3     | 16 to 17 years     | 17            | 17      |
| 4     | 18 to 19 years     | 7             | 7       |
| 5     | 20 years above     | 8             | 8       |
|       | Total              | 100           | 100     |



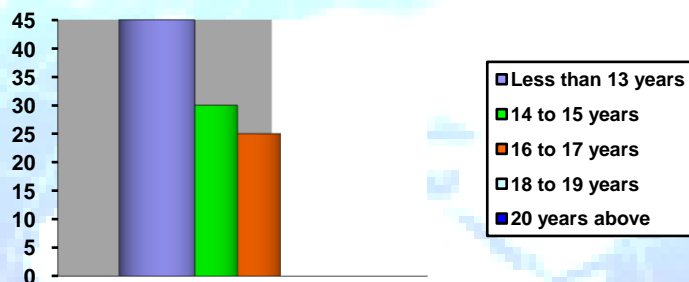
The above table shows that out of 100 female respondents, 40 percent females age, at marriage is less than 13 years. 28 percent is 14 to 15 years, 17 percent is 16 to 17 years, 18 to 19 years is 7 percent and only 8 percent of females age at marriage is above 20 years. The data

reveals the fact that less than majority of females age at marriage is less than thirteen years in Kudligi taluk Lamanis women.

**Table- 7**

**Age at Marriage among Hadagali Taluk Lamani women.**

| Sl.No | Age group          | No of females | Percent |
|-------|--------------------|---------------|---------|
| 1     | Less than 13 years | 35            | 35      |
| 2     | 14 to 15 years     | 30            | 30      |
| 3     | 16 to 17 years     | 28            | 28      |
| 4     | 18 to 19 years     | 5             | 5       |
| 5     | 20 years above     | 2             | 2       |
|       | Total              | 100           | 100     |



The above table shows that out of 100 female respondents, 35 percent females age, at marriage is less than 13 years. 30 percent is 14 to 15 years, 28 percent is 16 to 17 years, 18 to 19 years is 5 percent and only 2 percent of females age at marriage is above 20 years. The data reveals the fact that less than majority of females age at marriage is less than thirteen years in Hadagali taluk Lamanis women.

**Conclusion**

The above tables on age at marriage in seven talukas of Bellary district gives clear idea that majority of Lamani women have married at the early age that is between less than 13 years to 17 years and marginal percent of women's age at marriage is between 18 to 20 years above. Thus, it can be concluded that conception has also taken place when they were very young lack of knowledge on child bearing and education for the same is a vital necessity for the Lamani women in the present world set up.

**References:**

1. See Blunt, E A. H, Banjara-The Caste System Of North India, (London, 1931). For greater details also see Bhattacharya, Jogendranath, Banjari-Hindu Caste And Sects, (Calcutta, 1896).
2. For details see J.H. Hutton, Banjara Castes In India, (Bombay, 1951). Also refer Hassan, S. S., Banjara- The Castes And Tribes Of H.E.H. The Nizams Domnsion, Vol. 1, Bombay, 1920). For an interesting discussion on situational factors in the making of leadership see Hamphell, K. John, Situational Factors In Leadership, (Columbia, The Ohio State University Press, 1949).
3. See Aiyar, A. B., "Banjaras-Their Manners And Customs", The Mirror, December, 1963.
4. See Halbar, B. G., Lamani Economy And Society In Change, (Delhi, K. M. Mittal Publications, 1986). Also see Gupta Raghuraj, Decision-Makers In Gramdan Village, (Lucknow, Planning Research And Action Institute, U. P.) And Gangade, K. D., Emerging Pattern Of Leadership, (New Delhi, Rachna Publications, 1974).
5. MacIver, R. M. and Page, C. H., Society An Introductory Analysis, (London, 1962), P.390.